












Circle of 4-H Friends!

Doing the things you see below can help make you a good friend!



- Can you find these items on this page?
- moon 
 - pencil 
 - donut 
 - envelope 
 - letter "B" 
 - popcorn 
 - ring 
 - letter "W" 
 - 2 triangles 
 - cherry 

Share.

Would you like an apple?
Yes, Thank you!

It's fun doing things with you!

Help Others. Can I help fix that?

Take care of our world.

Celebrate.

Be caring. Be kind to each other.

(Answers are on the back page.)



The University of Minnesota Extension Service is committed to the policy that all persons shall have equal access to its programs, facilities, and employment without regard to race, color, creed, religion, national origin, sex, age, marital status, disability, public assistance status, veteran status, or sexual orientation. FUNWORKS is authored by Carol L. Skelly. Copyright © 2008 by the Regents University of Minnesota. All rights reserved. MI-08514

Where are the hidden items?

The **moon** is part of the hair of the Clover kid (in the upper right of the circle), the **pencil** is one of the poles in the swing set, the **donut** is a wheel on the truck, the **envelope** is the back part of the truck, the **letter "B"** makes up the sunglasses for the Clover kid (in the lower right of the circle), the **popcorn** is the last bush, the **ring** is a wheel for the wheelchair, the **letter "W"** is part of the crown, the **2 triangles** are the Clover girl's dress (in the bottom of the circle) and the middle of the teeter totter, the **cherry** is on the top of the recycling can.

Friend Word Find

S	S	U	E	S	D	N	H	Y	L	F	A	C	R
C	A	R	I	N	G	E	P	A	N	R	D	E	I
A	L	K	S	U	A	H	L	E	E	I	S	P	A
N	N	I	R	N	S	H	A	R	E	J	E	U	L
F	U	N	K	A	R	A	V	F	N	N	I	E	U
E	E	D	D	I	N	N	H	K	R	D	C	A	I
H	R	I	L	A	U	G	H	R	E	S	A	S	N
I	N	T	E	K	L	O	R	A	N	H	E	T	
Y	R	C	H	A	N	K	Y	O	U	P	H	S	
A	N	A	H	Y	E	A	N	C	R	F	G	C	A



- Note to Parents -

Through involvement in 4-H, your child will have many opportunities to meet other young people. When they join 4-H, your club is a great place for your child to meet youth from their neighborhood or local area. Your club's monthly meeting or an activity provides a great environment for young people to become acquainted and begin to develop friendships. As youth get older, they can get involved in 4-H experiences outside the local club. At these occasions they will meet youth from other clubs, from towns and cities in your county or even across the state. New friendships can form as youth get involved in trainings or workshops, camp, youth leader activities, helping at the county fair or many other 4-H events and activities. Many youth find that they develop friendships in 4-H that last a long time; for some they last a lifetime!


Clever Clover + 4-H Staff

Activity pages for young 4-H members


4-H is all about FRIENDS!



4-H is a great place to make new friends!
4-H is a great place to do things with your friends!



Learn Together




4-H Camp

Do Things Together




18 USC 707



Litter Pickup

Help Together




4-Square

Have Fun Together

Can you find these words in the puzzle to the right?
 (words are top to bottom or left to right)

- FRIENDS
- CARING
- SHARE
- KIND
- PLAY
- LAUGH
- FUN
- PLEASE
- THANKYOU




Answers are on the back page.

Friend Word Find


S S U E S D N H Y L F A C R
 C A R I N G E P A N R D E I
 A L K S U A H L E E I S P A
 N N I R N S H A R E E U L Y
 F U N K A R A Y F N N I E U
 E E D D I N N H K R D C A I
 H R Y L A U G H R E S A S N
 I N T E H K L O R A N H E T
 Y R C T H A N K Y O U P H S
 A N A H Y E A N C R F G C A

- Ask each 4-H member to bring a fruit to your club meeting.
- With help from an adult, cut up the fruit and put into a large bowl.
- Mix all the fruit together.
- Serve the salad to everyone.
- Celebrate that everyone brought something to make this salad.
- This is a friendship salad because like a friendship everyone must do their part to make it a success.



4-H Super Snack-Friendship Salad

Have 4-H members bring different fruits! Here are some ideas: apples, bananas, cherries, pears, oranges, grapes, strawberries, blueberries, mangos, kiwis, pineapples. Can you think of other fruits to use?



4-H BEST BUDS!

One way to make friends with a person is to get to know them. Here is a great way to meet other kids in your 4-H Club. First have an adult make copies of this page. Then when you talk with another 4-H member, fill out this page together. Decorate a front and back cover and as you finish the pages, put them together and make a 4-H BEST BUDS BOOK!

Name _____

(have the person sign their name)

How long have you been in 4-H? _____

How old are you?
 When is your birthday? _____




Your favorite color?

What do you like best about 4-H?



What kind of pets do you have and what are their names?

What is the most fun thing you like to do?



What is your favorite food?

Eye color?

Hair color?

Which of us is taller?

Who is in your family?