



MINNESOTA
4H FUNWORKS

Activity pages for young 4-H members

I like to help! It makes me feel good to do something for someone else, or to help with chores around our home!

Come join me and learn about being a helper. Find out where and how you can help.






One part of the 4-H pledge says " I pledge my hands to larger service..."

What does that mean?

Helping has always been an important part of the 4-H Program!

Since the 4-H Program started over 100 years ago, 4-H members have volunteered to help people or do things in their communities!



What does the 4-H Program do to help in your community?

Community News

Local 4-H Club gives holiday gifts to needy families.

Clover County News

Hospital gets stuffed animals made by local 4-H Club.



News! News! News!

4-H Clubs collect donations for local food shelf.

Town and City News

Clover 4-H Club brightens up Community Center by planting flowers.



Clovenville Times

4-H members write notes to Soldiers.

Local Happenings!

Litter Pick up. Thanks to local 4-H Clubs for helping!



Daily News

Hammers, Saws, Nails and Bolts! County 4-H Clubs help build a new City Park.




News For You!

4-H members enjoy singing with elderly.



Clever Clover needs to go through the maze to help a friend. Look at all the things he could see and do on the way. Can you help him find his way?



Great!
My friend Clever Clover is coming to help me!



4-H Super Snack ... **Baked Ice Cream Cones!**

This is a snack that looks cold, but it's not!

You will need: Help from an adult!

1 box of ice cream cones (wafer cones) (they need to have a flat bottom so they stand up).

1 box cake mix (choose your favorite!)

Items needed for your cake mix: eggs, oil, water

See box for temperature to preheat oven and directions for making cupcakes. Make the batter and fill each cone 2/3 full. Ask an adult to stand the cones on a cookie sheet and carefully put them in the oven on the second rack. (You don't want the cones to fall over!) Bake 20 minutes or until the cake batter puffs up to look like a scoop of ice cream and the batter is done. (Stick a toothpick in the cake, if it comes out without any batter on it, the cake is done). Cool the cones. Top with frosting and sprinkles.




Want to surprise your friends?

Serve a cupcake made of ice cream along with your Baked Ice Cream Cone. To make the frozen cupcake put a scoop of ice cream in an aluminum cupcake liner. Serve your Baked Ice Cream Cones and frozen cupcakes to your friends.

See if they can figure out the treats.

??????????





BE A HELPER!

WHO can I help?

Mom, Dad, sister, brother, Grandpa, Grandma, friend, neighbor, 4-H leader, a teacher, boy or girl that lives near you, or many other people.

HOW can I find out what to do?

I can ask: Would you like some help? What can I do to help?

WHY should I help?

Makes me feel good to help other people!


Makes someone else happy!

Helps gets something done.


It is more fun to do things together.

I can do my part. It is a the right thing to do.

HERE IS A GREAT IDEA! MAKE A HELPER BOOK.



You can make a helper book. Fold white paper in half and use for pages, use colored paper for the cover. In your book you can draw pictures that show who you helped and what you did to help. You can take your book to your County Fair as an 4-H exhibit.



Can you find these?


- music note
- glasses
- donut
- cherry
- slice of bread
- sucker
- match
- candle
- envelope
- toothpick
- ring
- bottle
- raindrop



UNIVERSITY OF MINNESOTA
EXTENSION

The University of Minnesota Extension Service is committed to the policy that all persons shall have equal access to its programs, facilities, and employment without regard to race, color, creed, religion, national origin, sex, age, marital status, disability, public assistance status, veteran status, or sexual orientation. FUNWORKS is authored by Carol L. Skelly. Copyright © 2007 by the Regents University of Minnesota. All rights reserved.
MI-08511

Where are the hidden items?



The **music note**-part of the letter “d” in the sign, “make my bed”, the **match**-part of the toy box lid, the **cherry** is one of the wheels on the truck, the **candle** can be found on the left part of the bedroom door, the **eye glasses** are hidden in one of the pieces in the small pile of building parts under the big left hand, the **ring** is part of the vase on the table, the **donut** is part of the horn, the **toothpick** is in the front left bed leg, the **slice of bread** can be found on the bedroom floor in front of the dresser, the **toothbrush** is the left leg of the table, the **sucker** is part of the recycling container, the **raindrop** in on the baseball hat on the bedroom floor, the **bottle** is one of the handles on the jump rope, and the **envelope** is part of the little building by the toy box.



Which item was the hardest to find?



- Note to Parents -

Teaching young people the importance of helping others can make a difference in their own lives. Helping starts at home and then reaches beyond to the neighborhood, to the school and to the community. Helping teaches responsibility, caring about others, being part of getting things done.

4-H helps young people learn how they can and do make a difference. Helping or “volunteering” has been a cornerstone of the 4-H Youth Development Program from the very beginning in the early 1900’s.

Volunteering is reflected in the 4-H pledge, “I pledge my hands to greater service.”

Each year most 4-H Clubs plan and carry out a Community Service project.

Perhaps the most important thing about volunteering is reflected in research which

shows that young people who are taught to volunteer will continue to do so throughout their lives. What better legacy can a parent give a child?

Clever Clover and the 4-H Staff