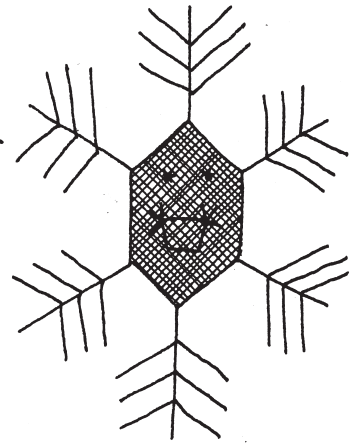


MINNESOTA  
**4H FUNWORKS**

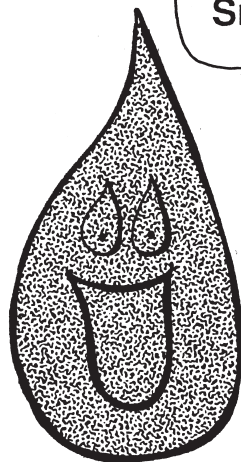
Activity pages for young 4-H members

I would like you to meet some of my special friends. They have an important story to tell you!



Hi, I'm Susan Snowflake!




Hi, I'm Randy Raindrop!



Hi, I'm Steven Steam. Turn the next page to learn more about us and have lots of fun!





Find in this picture:

Items that have the word "water" in their name.

- 1.
- 2.
- 3.
- 4.

Items that have the word "rain" in their name.

- 1.
- 2.
- 3.

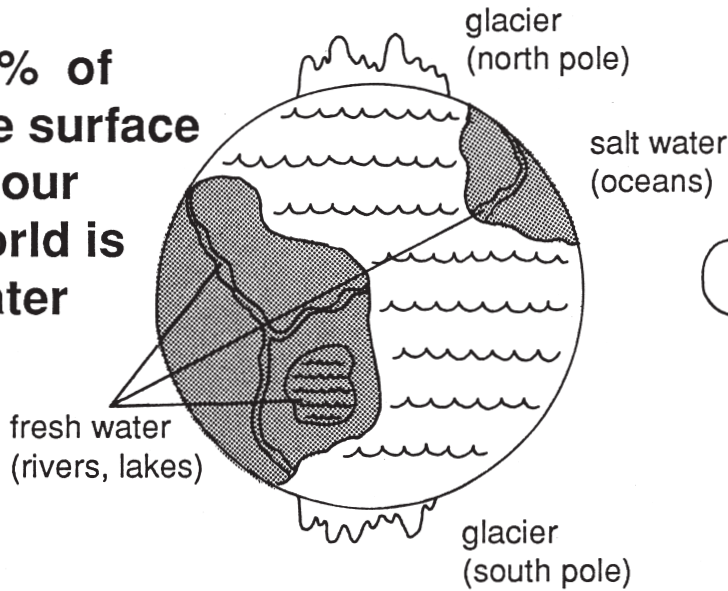
(answers on the back page)



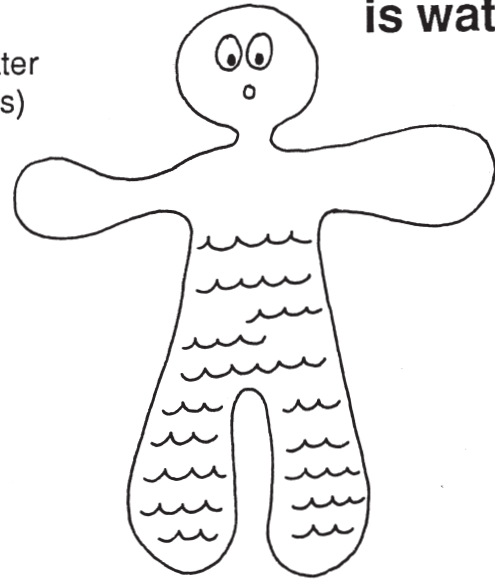


The 4-H program wants to help you learn how to take good care of our world. An important part of it is **water**.

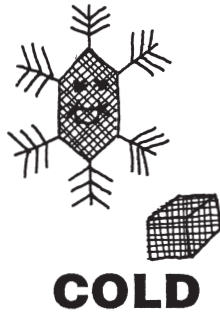
**80% of the surface of our world is water**



**70% of our body is water**




We are all water. We look different depending on the temperature.



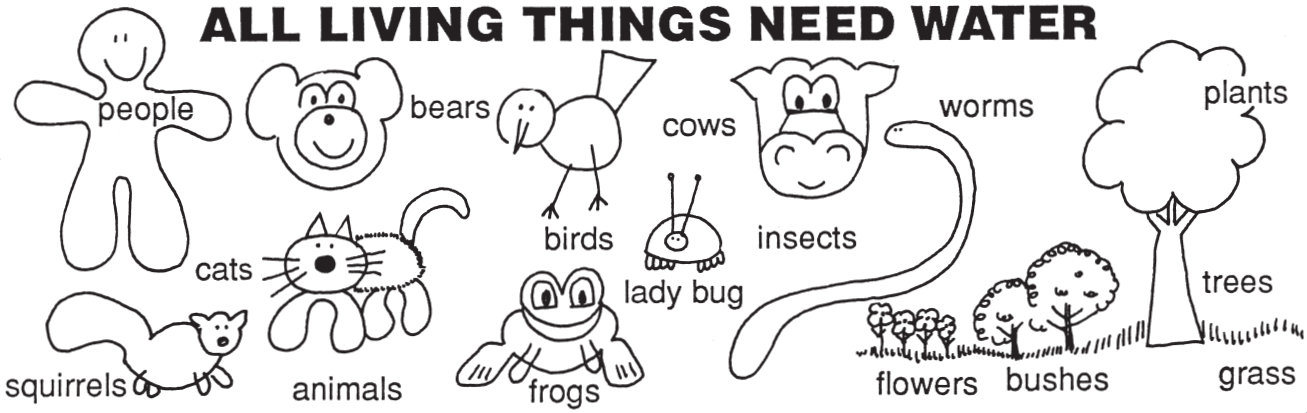
**WARM**



**HOT**




**ALL LIVING THINGS NEED WATER**



Without water all living things would die. We all must take good care of our water. Do your part, help our world, be a water saver.

How many words can you make from the words "water saver".



\_\_\_\_\_

\_\_\_\_\_

\_\_\_\_\_

\_\_\_\_\_

\_\_\_\_\_

\_\_\_\_\_

\_\_\_\_\_

\_\_\_\_\_

\_\_\_\_\_

\_\_\_\_\_

\_\_\_\_\_

\_\_\_\_\_

\_\_\_\_\_

\_\_\_\_\_

\_\_\_\_\_

Word Find: Find the hidden words and circle them. ice, steam, water, care, rain, snowflake, living, saver, leak, drink

I C E R O S T E A M S E R T S  
H K D W J N L G N A K Q D L H  
B D A C E O P U S B E R A I N  
M R L N R W V H C A R E I M O  
F I P H J F W Y S T X S W C X  
T N U R X L A N G I J H I K N  
B K E R S A O D Q T M H C K M  
O I D L E K L W A T E R F S R  
V F E H I E M V Y W D S G A U  
M X P R G N T Y R J N B O V O  
U L I V I N G S I X O P T E G  
F Q Y D J U L E A K S Z Q R U  
J Z N Q S M B V R P U L W V M



(answers on the back page)

DOT TO DOT



Each player takes a turn connecting one dot to another with one line. The player whose line completes a box earns a point. The player with the most points wins.

. . . . .

. . . . .

. . . . .

. . . . .

. . . . .

. . . . .

. . . . .

. . . . .

. . . . .

. . . . .


. . . . .

. . . . .

. . . . .

. . . . .

. . . . .



4-H Super Snack-Great Granola!

This is such a great snack because you can choose what you want to put in it. It also tastes good, and is good for you.

Mix all the items in a mixing bowl.

- 2 cups of granola**
- ¼ cup nuts**  
peanuts or mixed nuts
- ½ cup raisins**
- ½ cup of dried fruit**  
(such as apricots, apple pineapple, or banana chips)
- ¼ cup of sweets**  
(such as gummy bears, chocolate chips, or M&Ms-plain or peanut)



Store in a container with a tight lid. When you are hungry, eat a handful or put some in a small bowl and enjoy with friends!






# Ways to be a 4-H Water Saver


What can you and your family do to save water? Have your family meet and talk about what each person can do. Below are some ideas to get you started to be a **4-H Water Saver Family!**

1.




Shut off the water when you are done using it.

2.




Turn off the water while you are brushing your teeth or washing your hands.

3.




The toilet uses lots of water. Don't use it as a wastepaper basket or garbage pail.

4.




5.



Take a short shower or fill up your bathtub shallow (a low level).

6.



Keep a bottle of drinking water in the refrigerator so you won't have to run the water to get a cold drink.



The University of Minnesota Extension Service is committed to the policy that all persons shall have equal access to its programs, facilities, and employment without regard to race, color, creed, religion, national origin, sex, age, marital status, disability, public assistance status, veteran status, or sexual orientation. FUNWORKS is authored by Carol L. Skelly. Copyright © 2007 by the Regents University of Minnesota. All rights reserved. MI-08443

### Eye Spy

waterfall, water tower, watermelon,  
water lily, raincoat, raindrop and  
rainbow.



Word Find: Find the hidden words and circle them. ice, steam, water, care, rain, snowflake, living, saver, leak, drink

I	C	E	R	O	S	T	E	A	M	S	E	R	T	S
H	K	D	W	J	N	L	G	N	A	K	Q	D	L	H
B	D	A	C	E	O	P	U	S	B	E	R	A	I	N
M	R	L	N	R	W	V	H	C	A	R	E	I	M	O
F	I	P	H	J	F	W	Y	S	T	X	S	W	C	X
T	N	U	R	X	L	A	N	G	I	J	H	I	K	N
B	K	E	R	S	A	O	D	Q	T	M	H	C	K	M
O	I	D	L	E	K	L	W	A	T	E	R	F	S	R
V	F	E	H	I	E	M	V	Y	W	D	S	G	A	U
M	X	P	R	G	N	T	Y	R	J	N	B	O	V	O
U	L	I	V	I	N	G	S	I	X	O	P	T	E	G
F	Q	Y	D	J	U	L	E	A	K	S	Z	Q	R	U
J	Z	N	Q	S	M	B	V	R	P	U	L	W	V	M



### - Note to Parents -

Your children learn by your example—they listen to what you say and watch what you do. They learn from you and copy your behavior. You, as a parent or guardian, are a role model. With the focus on water conservation, you can teach your children how to use water more carefully.

You can hold a family meeting and talk about the importance of conserving water. You can discuss ways that each family member can save water. For ideas check inside this issue of Funworks.

If everyone pays attention to how they use water and make efforts to use water wisely, the whole world will benefit. Each person, whether a youth or adult, can help make a difference!

Make it a goal to be a  
**4-H Water Saver Family!**