

MINNESOTA
4-H FUNWORKS

Activity pages for young 4-H members


Wow Mom!
 4-H has
 so many
 events and
 programs to
 choose from
 and enjoy!

4-H Newsletter
Calendar of Events
 6 4-H Share-The-Fun
 20 4-H County Project Meeting-photography
 25 4-H Cloverbud Night

Calendar

	1	2 <small>Club Meeting</small>	3	4	5	6
7	8	9	10	11	12	13
14	15	16	17	18	19	20 <small>Project meeting</small>
21	22	23	24	25	26	27
28	29	30	31			

Special Note:
 Check your
 4-H Newsletter for
 dates of 4-H events
 and activities in
 your county.



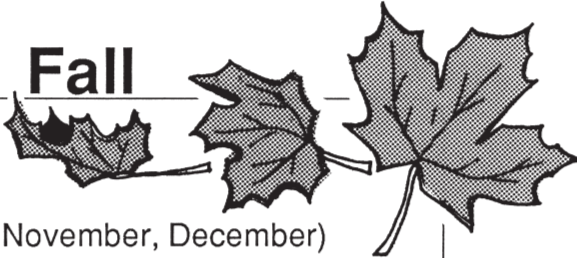


Each month 4-H offers a variety of programs and events. Sometimes they take place in your club. Some are at the county level, where members from many clubs can attend. You might learn something new, make things, work with others, or help with a project. You can make new friends and have fun too. **Keep this special 4-H calendar some place where you can find it**, maybe you can hang it on the refrigerator or inside a cabinet door. Every month have someone help you write what is going on in 4-H. (Check your 4-H newsletter). By the end of a year you will have a special 4-H calendar. It will help you know what 4-H does each month.

Here are some 4-H activities and events:

- ☺ Cloverbud Event
- ☺ Project Trainings
- ☺ Share-The-Fun
- ☺ County Fair
- ☺ Camp
- ☺ Arts-In
- ☺ Demonstration Day
- ☺ New Member/New Family Event
- ☺ Recognition/Achievement Event
- ☺ State Fair

Fall



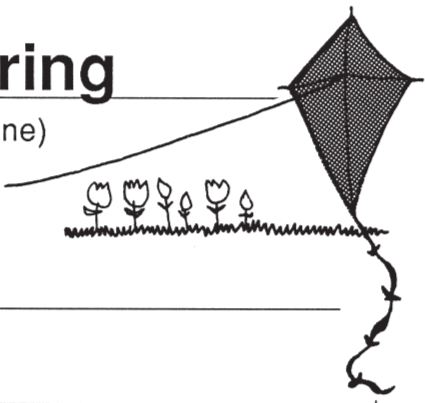
(October, November, December)

Winter




(January, February, March)

Spring



(April, May, June)

Summer



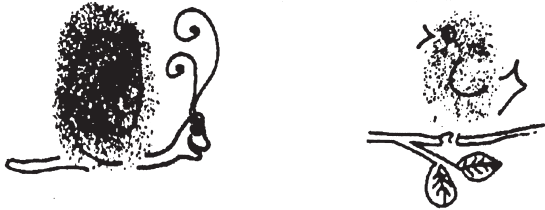
(July, August, September)



Finger and Thumb Print Characters

Here is a great craft idea that is easy and let's you be very creative!

Make your own greeting cards or notes by using your own finger prints.



What do you need? You will need ink pads in different colors, paper and felt tip pens. (These can be bought at a craft shop).

How do you make the prints? Press a finger or your thumb on the ink pad and carefully press it firmly on your paper. Next, after looking at the print decide what you can make it into by drawing on legs, hair, tails, beaks or anything you want.

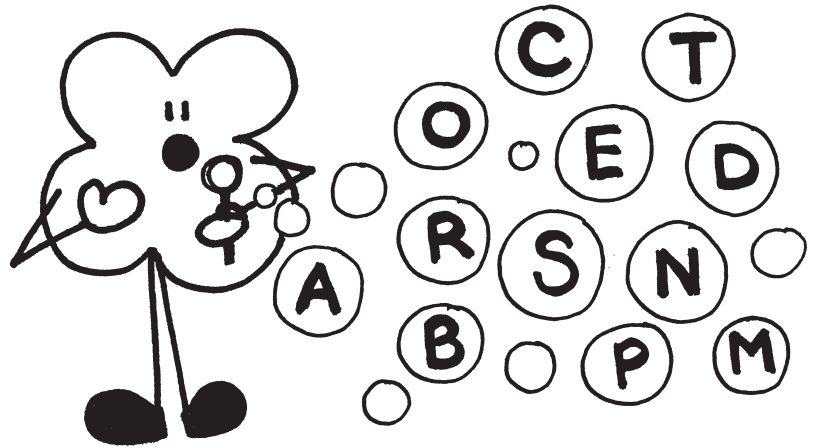
Fold the paper into a card or leave it as a note. Write a message and send it to someone special!



Garbage Can Gardening

If you enjoy growing things, give this a try!

You can grow a pineapple by slicing off the top of a pineapple about two inches below the leaves. Trim off outside skin and the soft part of the pineapple down to the hard core. Let it dry for a couple of days. Then you can plant the top in moist soil. Soon you will see leaves growing from the center. Keep it in a warm, sunny location. Enjoy watching the plant grow. Keep in mind, it will only grow leaves, not a flower or fruit.



- WORD GAME -


Clever **C**lover has a game for you. He has blown some bubbles with letters in them. See how many words you can make from these letters in 5 minutes or make it a contest with Cloverbuds in your club.



4-H Super Snack

Ants on a log

cream cheese or peanut butter




raisins (ants)

celery (log)









4-H Photography is so much fun!



Decide what is most important in a photo.



Take more than one photo of the same thing. One will be best.






Get high, get low, for a better photo.

Don't get too close!


PHOTO FUN

Help Clever Clover find his friends so he can take their photograph.






Eye Spy - 4-H Photo Page




1.




2.




3.



4.



5.



6.

Can you find these in the page above?



parachute



horseshoe



musical note



safety pin



tag



spool of thread



coin



match

Under each photo write the correct 4-H program name:

Community Service-help and do things for others

Share-The-Fun-talent show (sing, dance, act)

Club Meeting-members get together, do things, learn how to be good leaders, learn from each other, make friends, have fun, get help from adults

County Fair-bring items you have made for people to see

Demonstration Day-show and tell others about 4-H projects

Achievement/Recognition Event-awards given for great work

The University of Minnesota Extension Service is committed to the policy that all persons shall have equal access to its programs, facilities, and employment without regard to race, color, creed, religion, national origin, sex, age, marital status, disability, public assistance status, veteran status, or sexual orientation. FUNWORKS is authored by Carol L. Skelly. Copyright © 2007 by the Regents University of Minnesota. All rights reserved.
 MI-08439

Answers to Eye Spy-Photo Page

If you look close you will find the **parachute** in one of the drawings in photo 2 and the **musical note** helps to hold up the sign in the same photo. The **tag** is on the end of the tool box in photo 2. In photo 5 the **coin** looks like the nose on one of the characters. There are three things hidden in photo 3, the **horseshoe** is part of the flowerpot in the lower right, while in the upper left the **match** is part of a rake that one of the Clover Kids is using to clean up the yard and the **pin** is one of the tree trunks. The **spool of thread** is in photo 6 just above the Clover Kid with the glasses. Nothing is hidden in photo 4.

Special note to Parents/Guardians

4-H and the Seasons activity, page 2.
 Each County 4-H program offers a variety of events, programs and other learning opportunities, that may vary from county to county. Many are offered the same season but a different month. Your 4-H newsletter is a great source of what is offered in *your county* each month.

Did you have fun finding all the things?

- Note to Parents -

Each month, in addition to your 4-H club meeting there are other opportunities-programs, events and trainings that take place. Each and every one has a specific purpose. Some focus on knowledge, others on skill development. Some provide a safe environment to meet other youth and have fun. Often what is offered is guided by caring, knowledgeable adults.

Participation gives the member, and often the entire family, many great opportunities to gain new knowledge and skills through hands-on learning.

During the typical 4-H Club year, as many as 30 to 40 separate activities and events may be offered in a county. For this reason it is especially important that you carefully read **your** 4-H newsletter to keep informed of activities that will be occurring in upcoming months. If you have any questions, ask your 4-H Club leader(s).

Missed involvement means missed learning. You, as a parent/guardian, are the key to being aware of what is being offered, and then choosing the appropriate experience for your child(ren).