

MINNESOTA
4H FUNWORKS

Activity pages for young 4-H members

	<p>These are my friends. Some of us are short, others are tall. Some have straight hair, or curly hair or no hair at all. Our hobbies vary from fishing to using a camera or growing flowers. No matter what each of us like to do, or what we look like, we are each very special. It's the same with you. No matter what you look like or like to do, you are special too.</p>			

CLS '10

<p>HOME</p>	<p>HELPING</p>	<p>FAMILY</p>	<p>FRIENDS</p>	<p>LEARNING</p>	<p>FUN!</p>	<p>YEAR-ROUND</p>
-------------	----------------	---------------	----------------	-----------------	-------------	-------------------

CLS '89



The 4-H Club Meeting

It's fun to meet with your friends. That is what a 4-H Club meeting is all about. It is usually once a month. In some clubs, Cloverbuds may attend the 4-H meeting. In other clubs, Cloverbuds may have their own meeting. Sometimes Cloverbuds may meet with the 4-H Club for a little time and then meet in their own group. Whenever the Cloverbuds meet in your club, remember, *you are an important part of your 4-H Club!*



4-H Activities and Events

4-H helps you try to do something new and learn from others. Your parent/guardian will help you know what is going on in 4-H. Go ahead, *explore what 4-H has to offer!*



Friends

In 4-H, you can meet many youth. Some could live near your home or others might live miles away. Some may be older than you, others may be younger. 4-H gives you the chance to make new friends!



4-H Projects

When you sign up to be a Cloverbud, you can learn more about what interests you with the help of your parent/guardian, your 4-H leader and the 4-H Cloverbud information, you can get from your Extension Office.








Help from others

Teens and adults teach youth in the 4-H program. They will share what they know in a fun way. You can learn so much in 4-H!

Match the drawings below with the descriptions above that tell about the 4-H program. Put the number in the correct box.

(answers on back page)

<p>1.</p> 	<p>2.</p> 	<p>3.</p> 	<p>4.</p> 	<p>5.</p> 
---	---	---	--	---





A word find game from Gretchen Petersen (she made this game when she was a 4-H member).

Gretchen is a 4-H alumni (a 4-H member who is now an adult).


R	Q	F	P	O	Z	C	V	R	O	W	S	P	O	D
V	E	D	U	C	A	T	I	O	N	A	L	U	P	W
W	C	W	G	D	R	P	R	B	Y	C	B	Z	P	V
G	R	E	A	T	O	S	T	F	C	T	M	J	D	P
N	D	G	B	R	E	V	U	J	M	I	T	A	R	R
I	F	H	A	N	D	S	N	Z	O	V	N	P	T	X
T	H	A	C	I	F	I	D	E	B	I	C	X	U	O
I	A	H	F	J	F	U	N	M	K	T	L	I	N	V
C	W	T	A	R	L	K	I	G	X	I	D	G	I	P
X	A	L	T	H	I	E	C	I	S	E	A	Q	T	K
E	G	A	H	E	N	E	D	S	Q	S	Q	A	I	D
X	H	E	A	D	Q	S	N	D	N	E	H	G	E	P
E	N	H	E	A	R	T	F	D	T	I	H	E	S	R
O	T	D	C	S	M	P	T	P	S	G	S	C	F	T

There are 12 words describing 4-H. Can you find them?

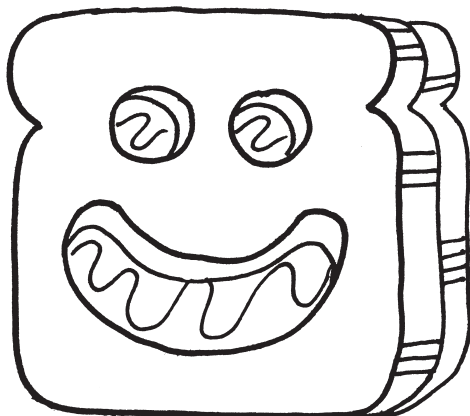
- | | |
|-------------|---------------|
| Activities | Hands |
| Educational | Head |
| Exciting | Health |
| Friends | Heart |
| Fun | Opportunities |
| Great | Rewarding |




1.



2.



3.



4-H Super Snack A Face in my Sandwich!

Your will need:

- Two slices of bread
- Topping: peanut butter, jam or jelly
- A knife (like you eat with)
- Cookie cutters (if you want to use them)

1. Spread one slice of bread with your topping.
2. Cut a design in the second slice of bread. Make sure you cut to the back of the bread. Take out the pieces from your design.
3. Place the bread with the design on top of the bread with the topping.
4. You now have a tasty sandwich with a face!

Hint: you can use a cookie cutter to cut out a design.





You are special.

Play this discovery game and learn more about yourself.
Color the page, then hang it in your room. Be proud of it.

My **NAME**

This is what I look like

My self-portrait



This is what I like to do with my free time



after school • Saturday • summer • holidays

I want to learn more about

My friends are:




Our family

••••• spending time TOGETHER •••••



When you look in a mirror what do you see? Who are you today? What do you like to do? What do you want to learn about? Who will you become? It is up to you. By choosing what you want to do, see and learn, you can be who you want to be.



Can you find items that are hidden in this picture?



lightning bolt



letter "L"



rain drop



lollipop



raisin cookie




stick of gum




paper clips



balloon




pencil



The University of Minnesota Extension Service is committed to the policy that all persons shall have equal access to its programs, facilities, and employment without regard to race, color, creed, religion, national origin, sex, age, marital status, disability, public assistance status, veteran status, or sexual orientation. FUNWORKS is authored by Carol L. Skelly. Copyright © 2007 by the Regents University of Minnesota. All rights reserved. MI-08441

Eye spy answers-

Look for the **lightning bolt** on the book on the bookshelf, the **raindrop** you will find on the pages on the bed, it is at the end of the paint brush, the **raisin cookie** is on the front cover of 4-H FUN on the bed, the **paper clips** are on the top of the wooden posts of the bed, (you can see the **second paper clip** on the post in the mirror), the **pencil** looks like a book back also on the bookshelf, the **letter "L"** looks like it is holding the books in place, the **lollipop** is one of the large circles on the radio, the **gum** is also a part of the radio, the **balloon** is the face of the bear!



Answers to word find-

R	O	F	P	O	Z	C	V	R	O	W	S	P	O	D
V	E	D	U	C	A	T	I	O	N	A	L	U	P	W
W	C	W	G	D	R	P	R	B	Y	C	B	Z	P	V
G	R	E	A	T	O	S	T	F	C	T	M	J	D	P
N	D	G	B	R	E	V	U	J	M	I	T	A	R	R
I	F	H	A	N	D	S	N	Z	O	V	N	P	T	X
T	H	A	C	T	F	D	E	B	I	C	X	U	O	
I	A	H	F	I	E	U	N	M	K	T	L	I	N	V
C	W	T	A	R	L	K	I	G	X	I	D	G	I	P
X	A	L	T	H	I	E	C	I	S	E	A	Q	T	K
E	G	A	H	E	N	E	S	Q	S	Q	A	I	D	
X	H	E	A	D	Q	S	N	D	N	E	H	G	E	P
E	N	H	E	A	R	T	F	D	T	I	H	E	S	R
O	T	D	C	S	M	P	T	S	G	S	C	F	T	

That was fun!

- Note to Parents -

When 4-H members are asked why they stay in the program they explained that 4-H provided them a place where they could be themselves.

They felt free to choose what they wanted to do. They could select projects they wanted to learn about, activities they wanted to participate in and programs they wanted to attend. They felt 4-H offered them opportunities they would not have anywhere else. They liked to learn about projects through hands-on experiences; they liked attending camp and performing on a stage; they enjoyed leading a group, working with adults and helping younger youth. They liked interacting with youth of different ages.

The members also emphasized how much it meant to learn in a environment where competition and non-competitive experiences were carefully mixed together. They felt 4-H helped them meet youth from other communities, states and nations.

The 4-H program offers your child a new world to discover and learn. It's up to you to help them make the most of it!

Clever Clover and the 4-H Staff