



MINNESOTA
4H FUNWORKS

Activity pages for young 4-H members





4-H Prehistoric Pet Show



Can you find these items hidden in the picture above?

broom



bug



saw



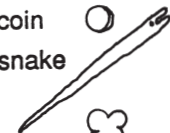
spoon




coin



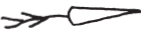
snake



bat



carrot



letter "H"



pencil



yoyo



raindrop



clover



hand



mushroom



eye



cup



triangle



horseshoe




football





4-H has come a long way



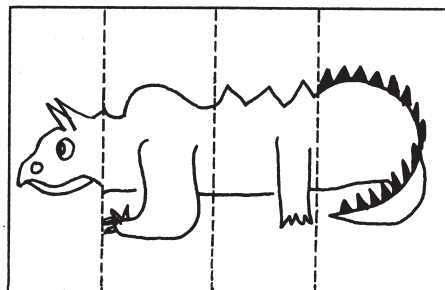
Words have been hidden in the puzzle. Can you find:
 youth, learning, rural, changes, urban,
 home, suburbs, corn, canning,
 computer, projects, fun, towns, farm

H O M E C A U T E E
 U D L D O I C O R N
 F U N B M S N M N E
 E C P F P T O W N S
 S P R I U R B A N L
 C Y O U T H K C Y E
 A N J U E B S H E A
 N Y E R R U R A L R
 N D C A T E B N G N
 I R T F A R M G E I
 N R S Y E A L E W N
 G S U B U R B S C G

Invent your own dinosaur

You need: paper, crayons or colored pencils, and two or more friends.


What to do: Fold a piece of typing paper into 4 equal parts. The first person draws a dinosaur head and then folds the paper so only a little of the drawing shows. Now the next person can add onto the drawing without seeing what the person before them has drawn.



Each person does the same until everyone has drawn a section. (More paper can be added if more than 4 friends are drawing). The last person should draw a tail. When everyone is done, unfold the paper and see the new dinosaur. What will you call him?




Guess Who?



Dot-to-Dot

Start with 1 and connect the dots from 1 to 49.
Start with A, connect the dots A to Q back to A.

(When you are done you will see Debbie Dino.)

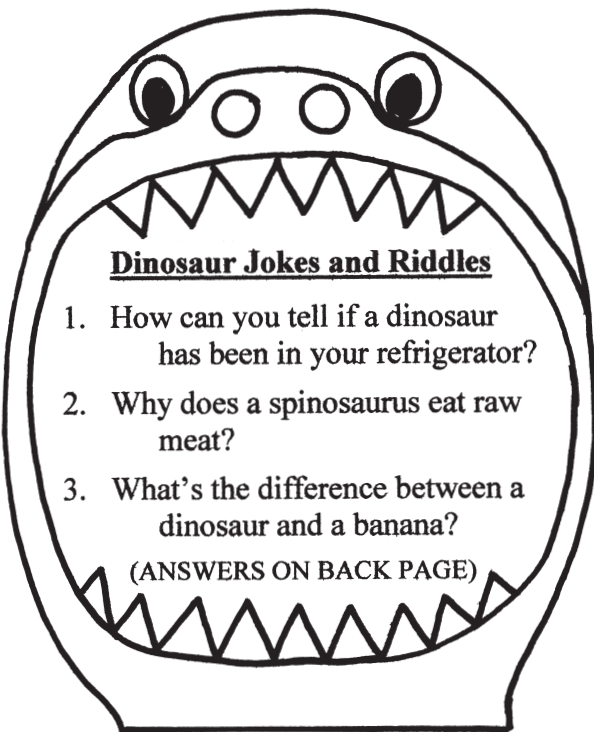


4-H Super Snack-

Dinosaur Pretzel

(You will need an adult to help you with this snack.)

Preheat oven. Dissolve 1 tablespoon yeast in 1 and 1/3 cup warm water. Add 1 teaspoon honey and 1 teaspoon course salt. Add 1 and 1/3 cup of flour. Stir. Knead, which means to push down and forward on the dough with bottom of your hand. Roll pieces and form them into dinosaur shapes. Brush with one beaten egg. Sprinkle with salt. Bake for 10 minutes at 425 degrees.



Dinosaur Jokes and Riddles

1. How can you tell if a dinosaur has been in your refrigerator?
2. Why does a spinosaurus eat raw meat?
3. What's the difference between a dinosaur and a banana?

(ANSWERS ON BACK PAGE)





Discovering the 4-H Natural Science Projects



My friends and I really like the 4-H Natural Science projects!
 Can you name the different natural science projects in this picture?

These are outdoor things you can learn about in 4-H. Match the right name by putting the number in front of the words that tell what it is.

- 1, geology, 2, entomology, 3, environment, 4, forestry, 5, fishing, 6, wildlife
- _____ rocks and minerals _____ the natural world around you
- _____ insects _____ trees _____ animals that live in the water
- _____ animals that live outside, their tracks and what they do




UNIVERSITY OF MINNESOTA
EXTENSION

The University of Minnesota Extension Service is committed to the policy that all persons shall have equal access to its programs, facilities, and employment without regard to race, color, creed, religion, national origin, sex, age, marital status, disability, public assistance status, veteran status, or sexual orientation. FUNWORKS is authored by Carol L. Skelly. Copyright © 2007 by the Regents University of Minnesota. All rights reserved. MI-08442

Answers to Eye Spy-Prehistoric Pet Show

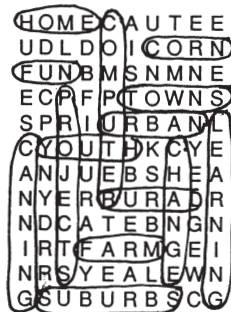
The broom is in the shrub by the left tree, the pencil is in the middle tree trunk, the triangle is one of the points and the bug looks like a toe nail on the middle dino, the yoyo is the end of the pet leash held by the middle clover guy, the horseshoe, spoon, mushroom and eye are in the left shrub, the saw is on the top clover guy, the raindrop and football are leaves in the tree, the coin is in the far right volcano cloud, the snake is in the left tree trunk, the clover is on the clothes of the clover guy in the front, the bat, carrot, and letter "H" are in the large volcano, the hand is in the volcano cloud and the cup is in the hill to the right.



Word find-Natural Sciences

Rocks and minerals is 1, natural world around you is 3, insects is 2, trees is 4, animals that live in the water is 5 and animals that live outside, their tracks/what they do is 6.

Words have been hidden in the puzzle. Can you find: youth, learning, rural, changes, urban, home, suburbs, corn, canning, computer, projects, fun, towns, farm



Answers to Jokes and Riddles

1. You will find large claw marks in the butter.
2. Because they don't know how to cook,
3. A banana is yellow.



- Note to Parents -

The 4-H program has a proud history. It began in the early 1900's in the rural areas offering farm youth an opportunity to learn by growing corn and canning. Gradually the program expanded to include youth that lived in small towns and villages. Eventually 4-H spread to cities, suburbs and to urban neighborhoods.

With new audiences came the need to expand what youth could learn about. These "projects" grew from corn and canning to animals and pets, clothing and purchased garments, vegetable and flower gardening, photography-film and digital, computer, clowning, natural sciences-including learning about the environment, wildlife and fishing. Today youth can even learn about robotics or anything else they have an interest in.

4-H programs, activities and events are expanded or adjusted as the needs and interests of youth change. You will also find that each 4-H program reflects it's population and geography, so in a way no two county programs are exactly alike.

Be assured, the one thing that every 4-H program has in common is the focus on youth-helping them to learn, explore, discover. With all the changes in the 4-H program one thing that has always remained the same has been our single purpose which is positive youth development.