


 Eye Spy - Hidden Picture



The University of Minnesota Extension Service is committed to the policy that all persons shall have equal access to its programs, facilities, and employment without regard to race, color, creed, religion, national origin, sex, age, marital status, disability, public assistance status, veteran status, or sexual orientation. FUNWORKS is authored by Carol L. Skelly. Copyright © 2007 by the Regents University of Minnesota. All rights reserved. MI-08509

Where are the hidden items?

pea pod-in the small branch on upper right, **square**-end of the fence on right side, **snake**-in the tree trunk, under lower branch on right, **cone**-between middle branches on left side, **moon**-lower section of squirrel hole, **pencil**-in lower branch on right, **fishing bobber**-under Clover guy on left, **spider**-in leaf to the left of Clover guy on left, **triangle**-in leaf under the left foot of the Clover guy on left, **match**-first fence post on left, **toothbrush**-in lower branches on left side of tree, **pizza**-in leaves under Clover guy on right, **ruler**-in tree trunk just above Clover guy on left, **candle**-in fence to left of tree trunk, **lemon slice**-in leaves under Clover guy on right

A	E	M	E	M	B	E	R	E	M	R	W	B	G
S	O	J	P	F	H	M	N	F	P	N	Q	V	A
C	I	G	C	L	O	V	E	R	B	U	D	S	L
M	S	O	P	E	U	Y	A	I	D	F	E	C	Y
F	C	L	E	A	D	E	R	E	G	I	H	L	S
K	O	P	Q	R	S	U	C	N	D	F	I	A	E
G	V	H	K	N	L	M	N	D	O	M	T	B	Q
R	E	F	D	G	W	X	R	S	A	K	U	D	B
P	R	O	J	E	C	T	Y	E	M	E	C	V	A

4-H Word Find! Can you find these words? Cloverbuds, Fun, Friends, Learn, Family, Discover, Leader, Member, Club, Project.

- Note to Parents -

Welcome back to 4-H!

You have made a wonderful decision—to continue your child’s involvement in the 4-H program! During the past year you have discovered there is a lot to see and do in 4-H.



This year gives you the opportunity to help your child discover new interests or expand what they’ve already learned about.

Share your 4-H experiences with your friends. Encourage them to join you in the program.

*Clever Clover
and the 4-H Staff*


MINNESOTA **4-H FUNWORKS**

Activity pages for young 4-H members




NOW WHAT?

 You can learn *more* about a 4-H project you learned about last year. For example:



 You can try something *new*. For example:

- a different 4-H project
- get involved in a different 4-H event



A	E	M	E	M	B	E	R	E	M	R	W	B	G
S	D	J	P	F	H	M	N	F	P	N	Q	V	A
C	I	G	C	L	O	V	E	R	B	U	D	S	L
M	S	O	P	E	U	Y	A	I	D	F	E	C	Y
F	C	L	E	A	D	E	R	E	G	I	H	L	J
K	O	P	Q	R	S	U	C	N	D	F	I	U	E
G	V	H	K	N	L	M	N	D	O	M	P	B	Q
R	E	F	D	G	W	X	R	S	A	R	U	D	B
P	R	O	J	E	C	T	Y	F	U	E	C	V	A



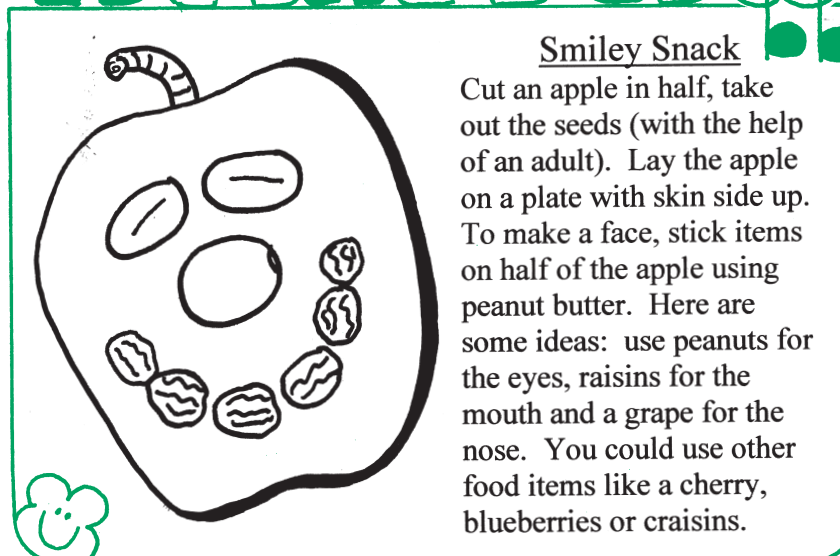

4-H Word Find! Can you find these words?
Cloverbuds, Fun, Friends, Learn, Family,
Discover, Leader, Member, Club, Project.

(answers on back page)
🍏🍏🍏🍏🍏🍏🍏🍏

Try Different Apples For the Smiley Snack!

These apples have different shapes, colors and flavors.

- Honey Crisp-red and green (It's a Minnesota Apple!)
- Washington Delicious-red
- Granny Smith-light green
- Golden Delicious-yellow



Smiley Snack
Cut an apple in half, take out the seeds (with the help of an adult). Lay the apple on a plate with skin side up. To make a face, stick items on half of the apple using peanut butter. Here are some ideas: use peanuts for the eyes, raisins for the mouth and a grape for the nose. You could use other food items like a cherry, blueberries or craisins.

Draw a picture of something you did this past year as a 4-H Cloverbud, that you liked best!

CLOVERBUDS

