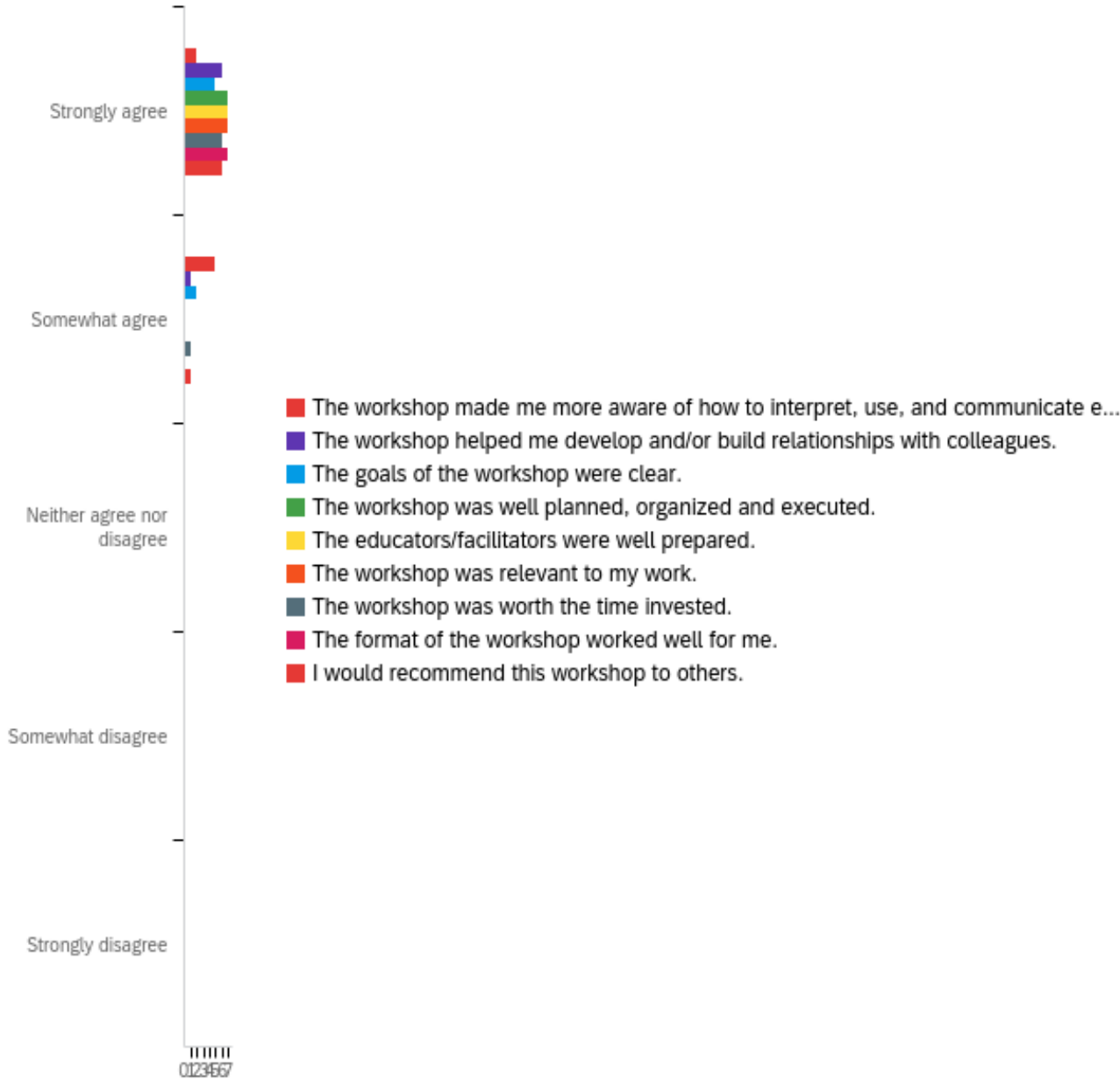


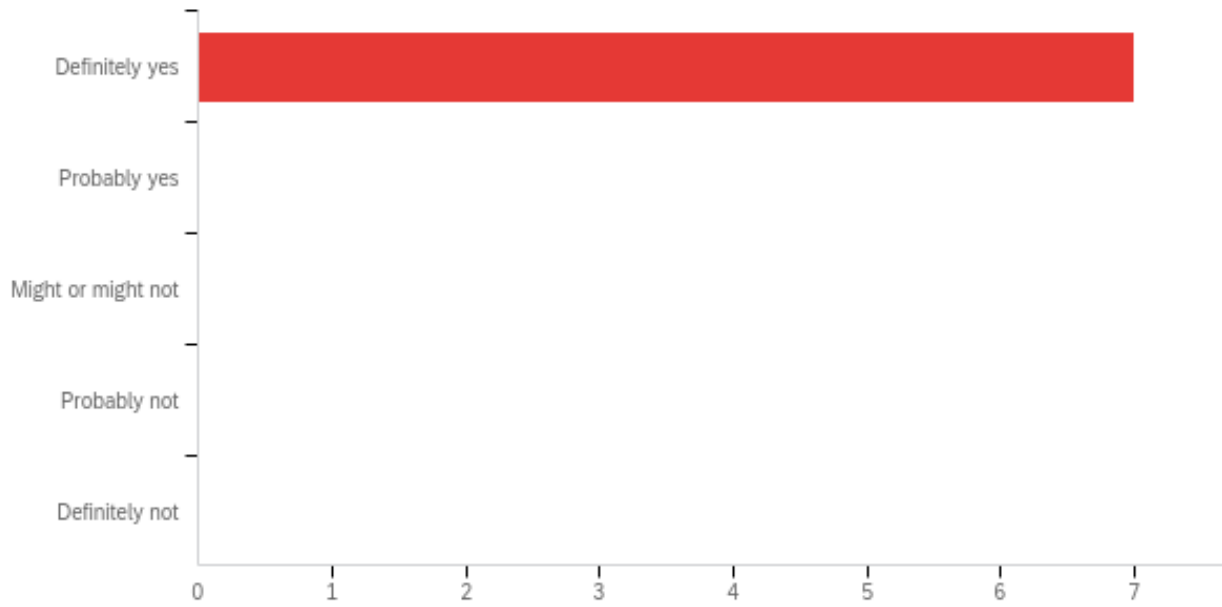
2020 Northeast Region 4-H Evaluation Capacity Building Follow-up
 March 24, 2020

1. Please rate your agreement with the following statements:



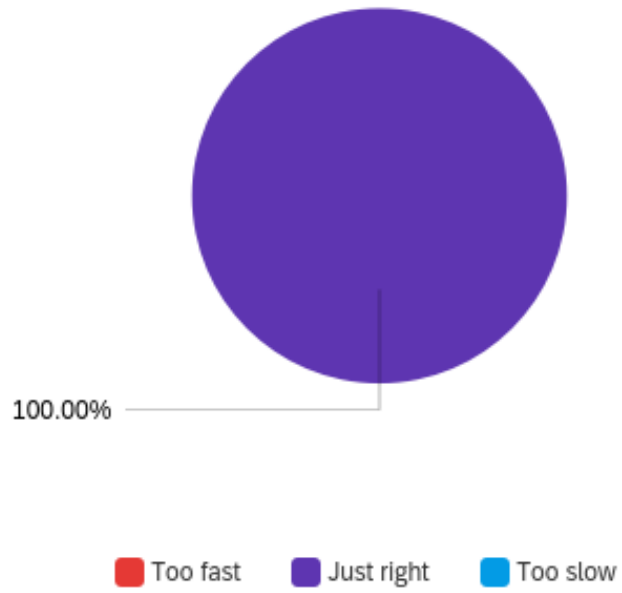
#	Question	Strongly agree		Somewhat agree		Neither agree nor disagree		Somewhat disagree		Strongly disagree		Total
1	The workshop made me more aware of how to interpret, use, and communicate evaluation data.	28.57%	2	71.43%	5	0.00%	0	0.00%	0	0.00%	0	7
2	The workshop helped me develop and/or build relationships with colleagues.	85.71%	6	14.29%	1	0.00%	0	0.00%	0	0.00%	0	7
3	The goals of the workshop were clear.	71.43%	5	28.57%	2	0.00%	0	0.00%	0	0.00%	0	7
4	The workshop was well planned, organized and executed.	100.00%	7	0.00%	0	0.00%	0	0.00%	0	0.00%	0	7
5	The educators/facilitators were well prepared.	100.00%	7	0.00%	0	0.00%	0	0.00%	0	0.00%	0	7
	The workshop was relevant to my work.	100.00%	7	0.00%	0	0.00%	0	0.00%	0	0.00%	0	7
	The workshop was worth the time invested.	85.71%	6	14.29%	1	0.00%	0	0.00%	0	0.00%	0	7
	The format of the workshop worked well for me.	100.00%	7	0.00%	0	0.00%	0	0.00%	0	0.00%	0	7
	I would recommend this workshop to others.	85.71%	6	14.29%	1	0.00%	0	0.00%	0	0.00%	0	7

2. Will you use what you learned in the workshop?



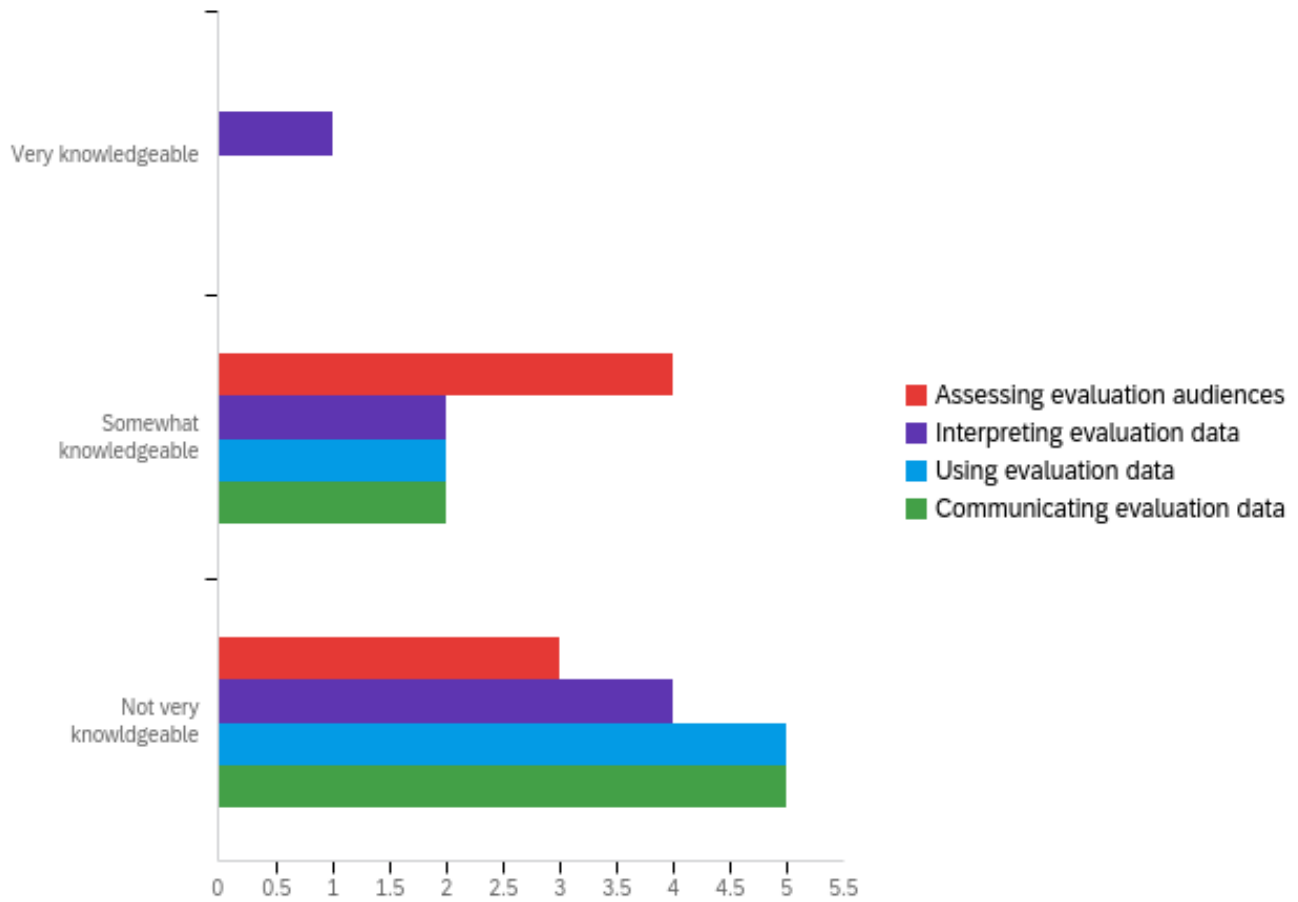
#	Answer	%	Count
1	Definitely yes	100.00%	7
2	Probably yes	0.00%	0
3	Might or might not	0.00%	0
4	Probably not	0.00%	0
5	Definitely not	0.00%	0
	Total	100%	7

3. The pace of the workshop was:



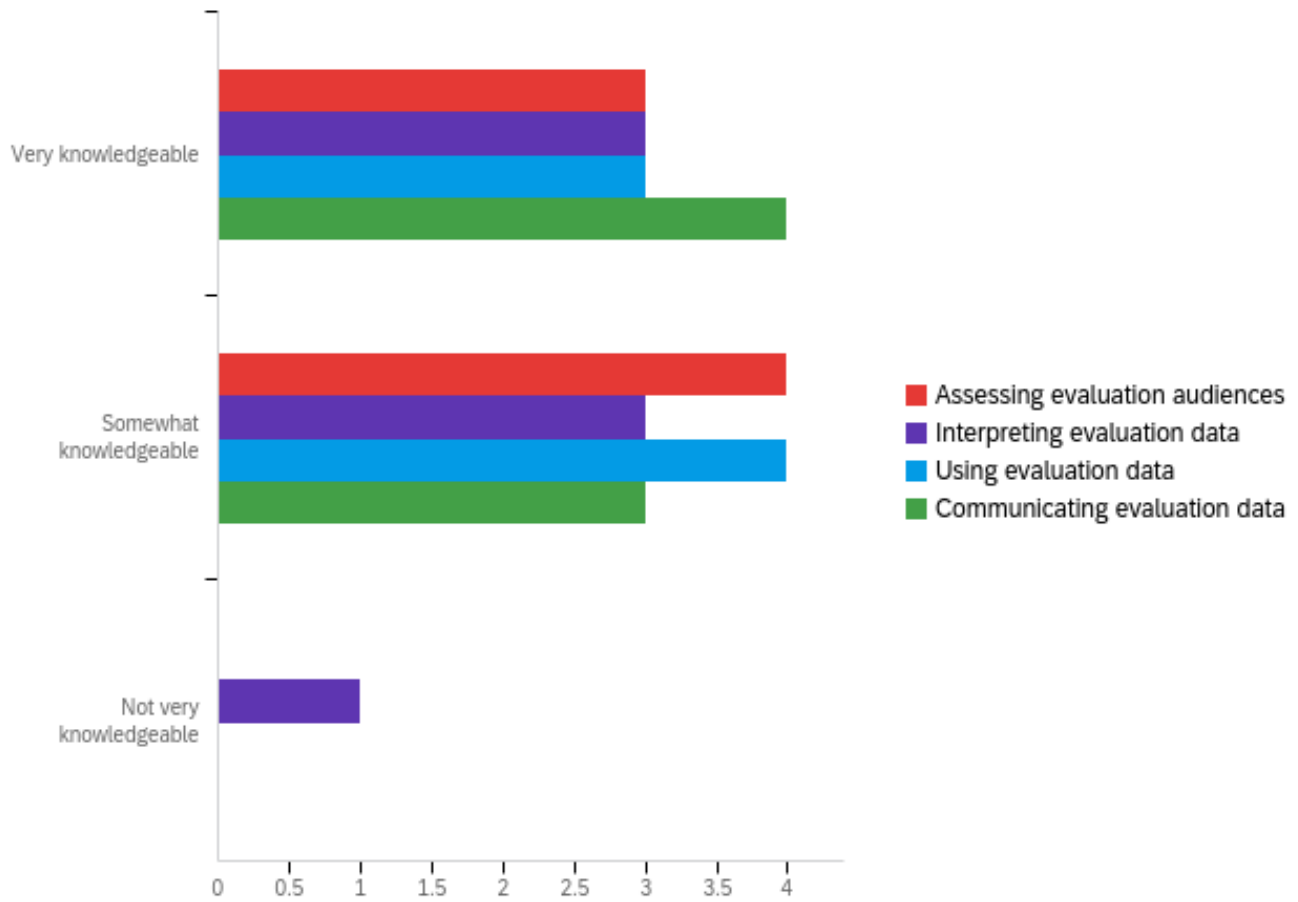
#	Answer	%	Count
1	Too fast	0.00%	0
2	Just right	100.00%	7
3	Too slow	0.00%	0
	Total	100%	7

**4. Please rate how much you know now, versus before, about the following topics: -
Before/Prior to the Workshop**



#	Question	Very knowledgeable		Somewhat knowledgeable		Not very knowledgeable		Total
1	Assessing evaluation audiences	0.00%	0	57.14%	4	42.86%	3	7
2	Interpreting evaluation data	14.29%	1	28.57%	2	57.14%	4	7
3	Using evaluation data	0.00%	0	28.57%	2	71.43%	5	7
	Communicating evaluation data	0.00%	0	28.57%	2	71.43%	5	7

**5. Please rate how much you know now, versus before, about the following topics: -
Now/ After the Workshop**



#	Question	Very knowledgeable		Somewhat knowledgeable		Not very knowledgeable		Total
1	Assessing evaluation audiences	42.86%	3	57.14%	4	0.00%	0	7
2	Interpreting evaluation data	42.86%	3	42.86%	3	14.29%	1	7
3	Using evaluation data	42.86%	3	57.14%	4	0.00%	0	7
	Communicating evaluation data	57.14%	4	42.86%	3	0.00%	0	7

6. What aspects of the workshop did you find most useful?

Presentations and slides

The perspective about who the evaluation is for

Loved the hands-on data visualization portion...so simple, yet important

Canva and graphics/fonts recommended

Types of Evaluation Data and Instruments Resources

Knowing Your Audience

How to assess your audience.

7. What aspects of the workshop would you change? Why and How?

What aspects of the workshop would you change? Why and How?

I didn't like the group work and group sharing. It was too drawn out. For the future maybe we could all bring one of our own sets of data and analyze it to see how we could improve.

I would focus more on constructing qualitative evaluation instruments. Provide 10 samples we could refer to for constructing our own evaluations. Writing the intro.

8. This workshop left me wanting to know more about:

How to interpret the data and write evaluations.

Evaluation

Making instruments

Non-survey evaluations and evaluation that is embedded in programming

Q5 - How will you use what you learned in the workshop?

I will try to better use the evaluations I am collecting and collect the data for a purpose not just the sake of collecting it.

I have already used the Bit.ly to communicate with stakeholders. I am making finishing touches to my Canva infographic to share with funders. I am also working on a checklist to use for Observational Data collection. I did not know that observation data was scholarly & acceptable. This workshop was AMAZING! Thank you so much for all you shared!

To collect impact data from my program

I will use my data in promotional and informative flyers, and I will think more about the stakeholders when planning for evaluation

I will use it to better evaluate my programs.

The Canva will be very helpful. The types of evaluation data and the uses were an eye opener to use different types for different outcomes.

I will be using what I learned from this workshop to create some basic evaluation tools for 4-H faculty, professionals, staff, and volunteers to use to evaluate programs.

9. Is there anything else you would like to tell us?

Overall it was great! Thank you so much!

I appreciated the information; it was presented well.

It was an excellent workshop.