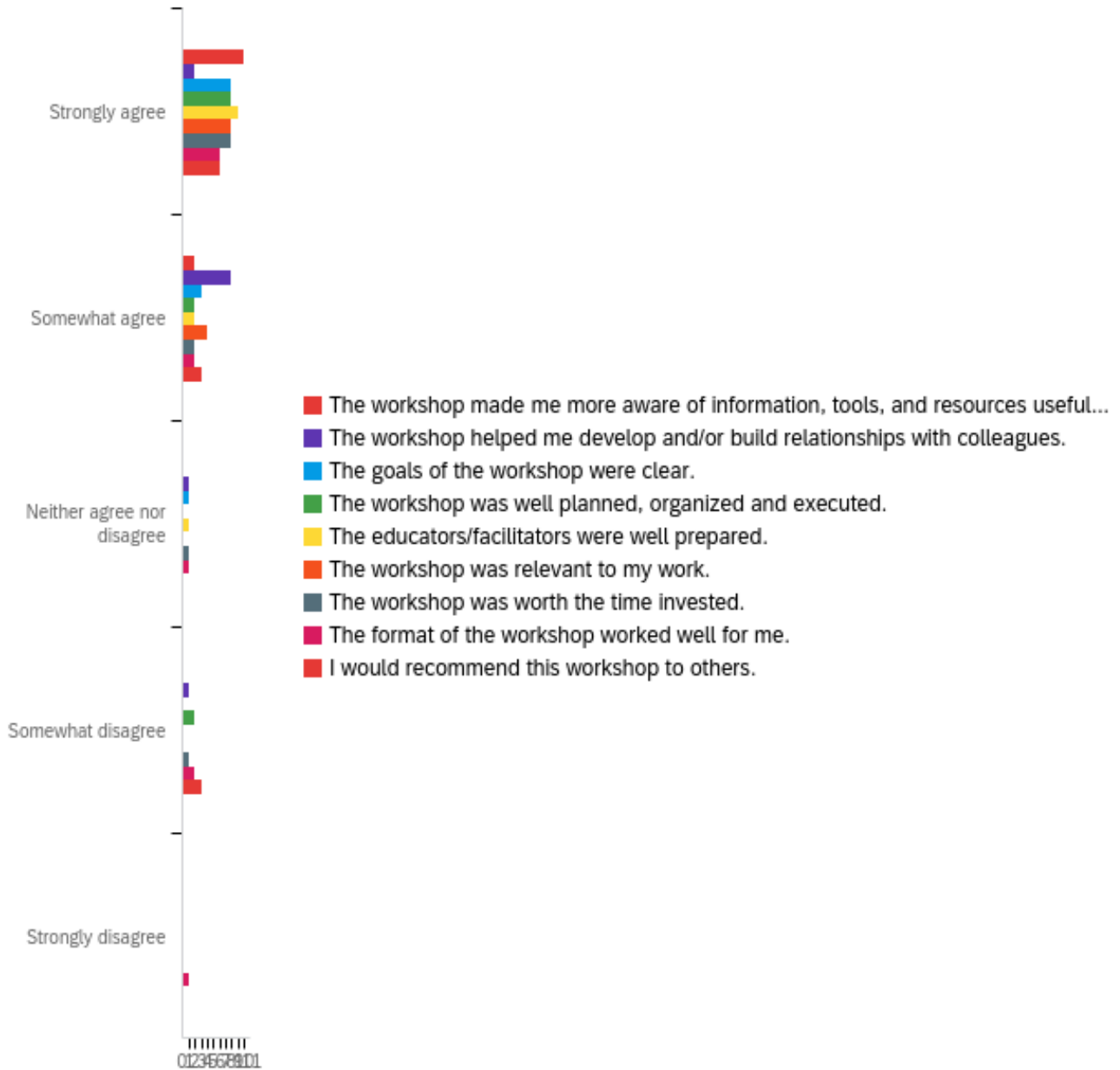


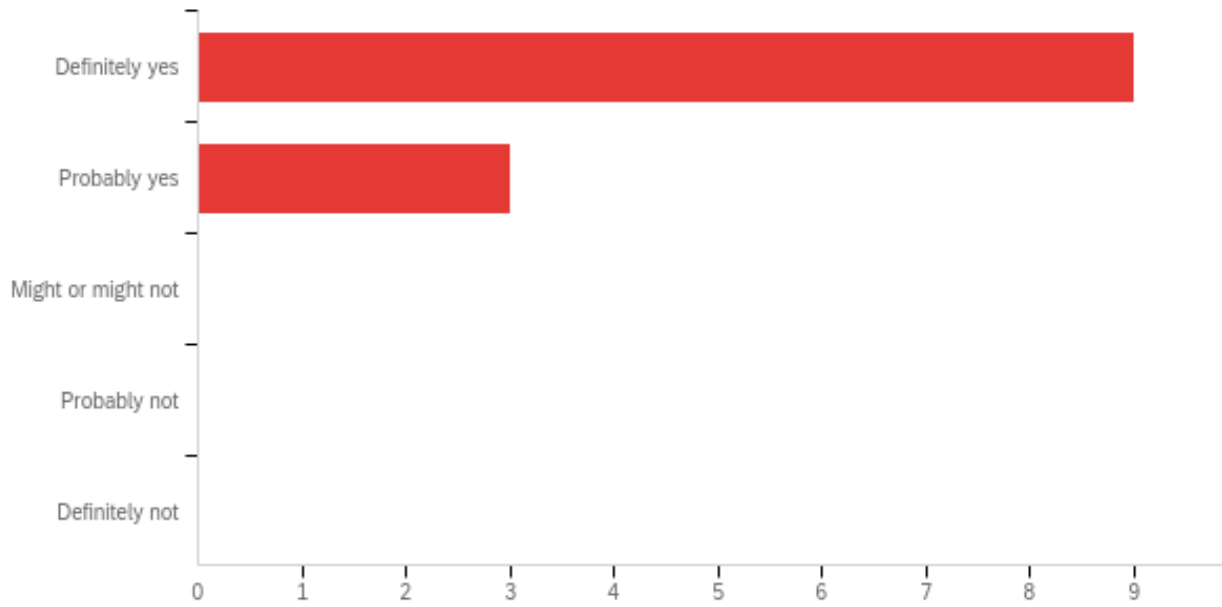
Northeast Region 4-H Evaluation Capacity Building Follow-up
December 10, 2018

1. Please rate your agreement with the following statements:



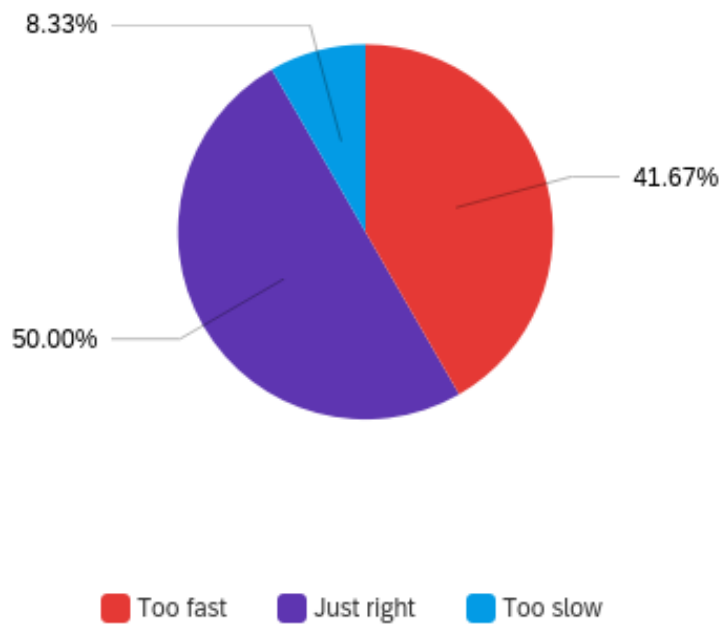
#	Question	Strongly agree		Somewhat agree		Neither agree nor disagree		Somewhat disagree		Strongly disagree		Total
1	The workshop made me more aware of information, tools, and resources useful for quantitatively evaluating 4-H programs.	83.33%	10	16.67%	2	0.00%	0	0.00%	0	0.00%	0	12
2	The workshop helped me develop and/or build relationships with colleagues.	16.67%	2	66.67%	8	8.33%	1	8.33%	1	0.00%	0	12
3	The goals of the workshop were clear.	66.67%	8	25.00%	3	8.33%	1	0.00%	0	0.00%	0	12
4	The workshop was well planned, organized and executed.	66.67%	8	16.67%	2	0.00%	0	16.67%	2	0.00%	0	12
5	The educators/facilitators were well prepared.	75.00%	9	16.67%	2	8.33%	1	0.00%	0	0.00%	0	12
	The workshop was relevant to my work.	66.67%	8	33.33%	4	0.00%	0	0.00%	0	0.00%	0	12
	The workshop was worth the time invested.	66.67%	8	16.67%	2	8.33%	1	8.33%	1	0.00%	0	12
	The format of the workshop worked well for me.	50.00%	6	16.67%	2	8.33%	1	16.67%	2	8.33%	1	12
	I would recommend this workshop to others.	50.00%	6	25.00%	3	0.00%	0	25.00%	3	0.00%	0	12

2. Will you use what you learned in the workshop?



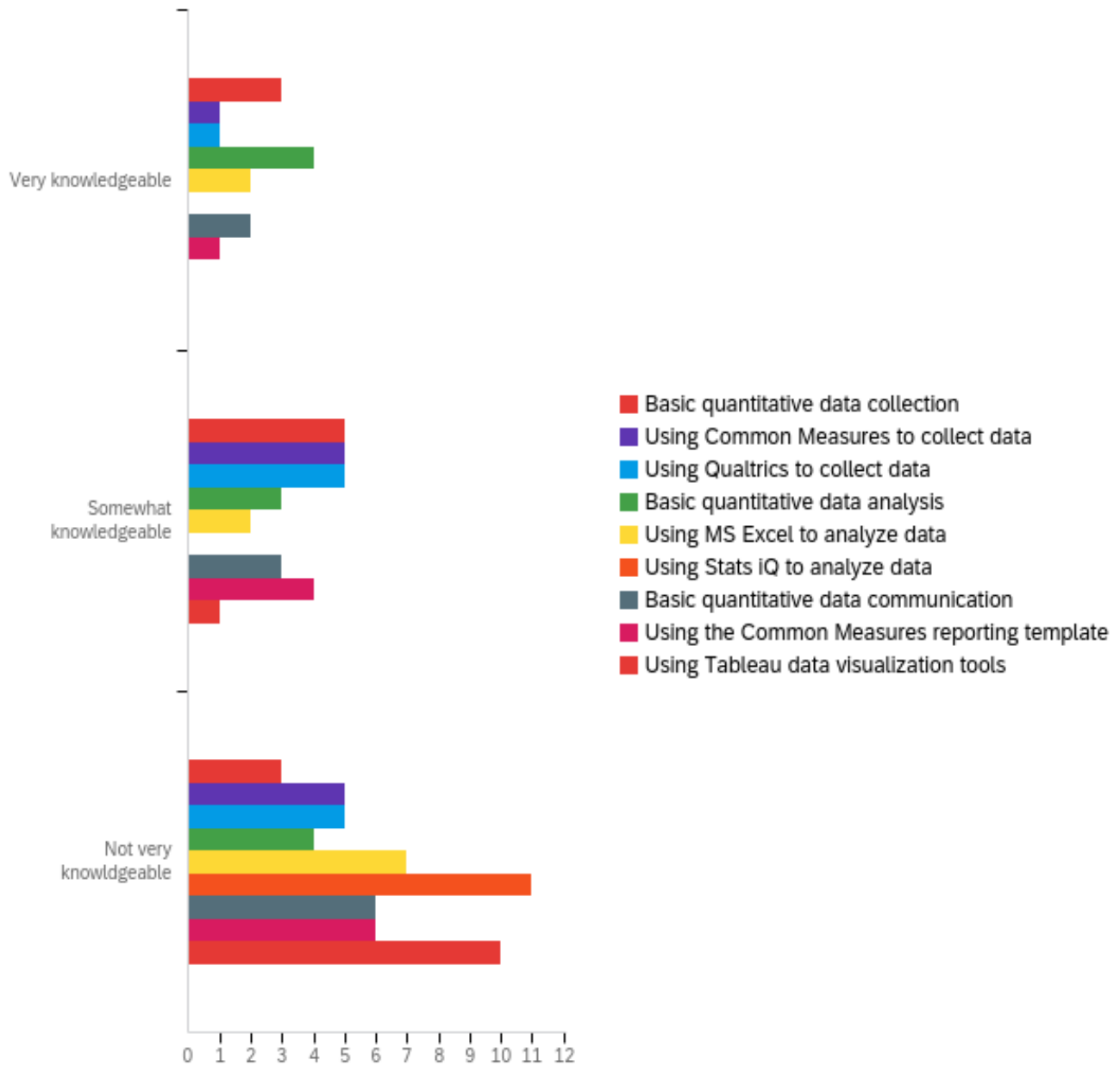
#	Answer	%	Count
1	Definitely yes	75.00%	9
2	Probably yes	25.00%	3
3	Might or might not	0.00%	0
4	Probably not	0.00%	0
5	Definitely not	0.00%	0
	Total	100%	12

3. The pace of the workshop was:



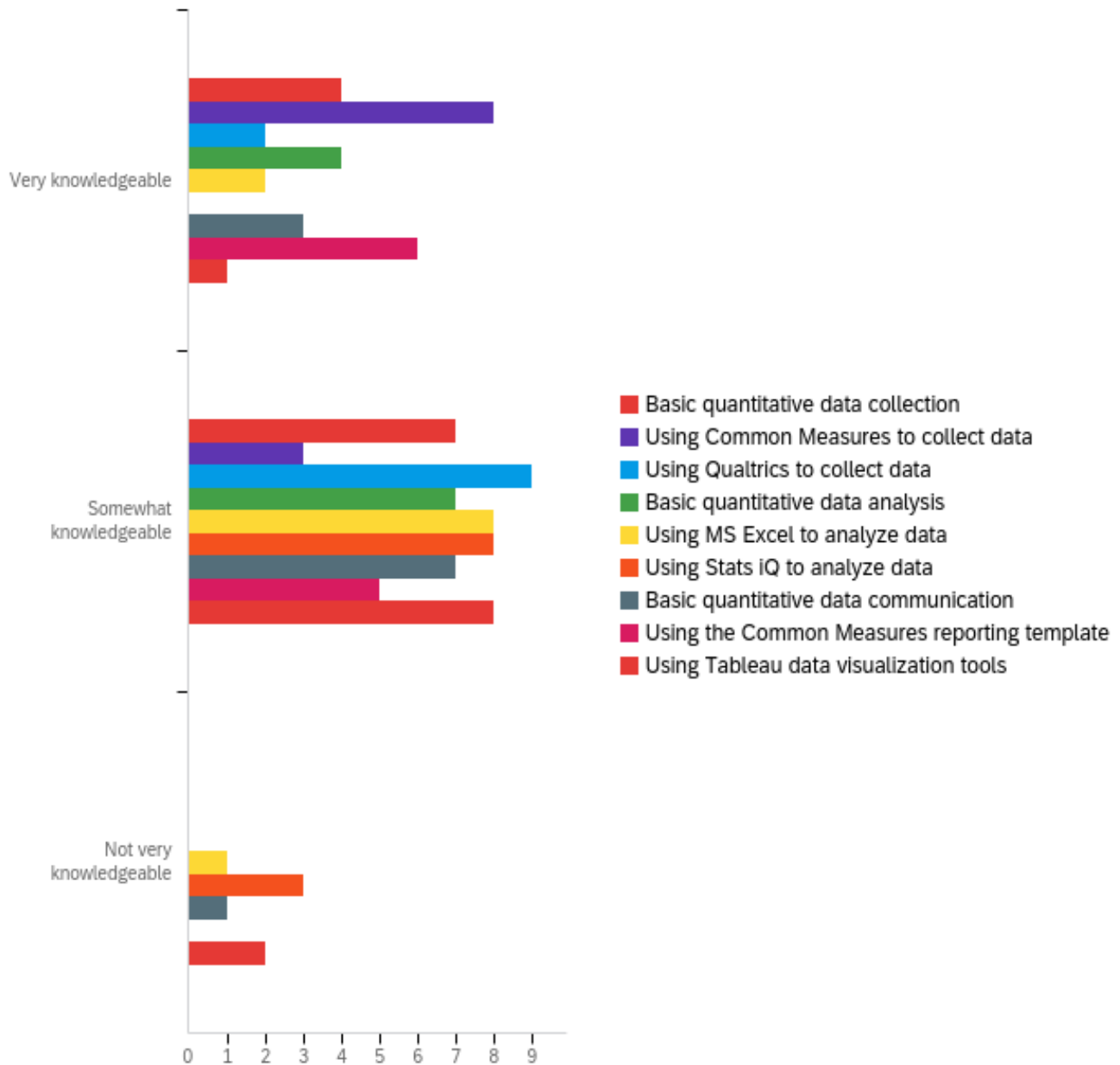
#	Answer	%	Count
1	Too fast	41.67%	5
2	Just right	50.00%	6
3	Too slow	8.33%	1
	Total	100%	12

4. Please rate how much you know now versus before about the following topics: -
 Before/Prior to the Workshop



#	Question	Very knowledgeable		Somewhat knowledgeable		Not very knowledgeable		Total
1	Basic quantitative data collection	27.27%	3	45.45%	5	27.27%	3	11
2	Using Common Measures to collect data	9.09%	1	45.45%	5	45.45%	5	11
3	Using Qualtrics to collect data	9.09%	1	45.45%	5	45.45%	5	11
	Basic quantitative data analysis	36.36%	4	27.27%	3	36.36%	4	11
	Using MS Excel to analyze data	18.18%	2	18.18%	2	63.64%	7	11
	Using Stats iQ to analyze data	0.00%	0	0.00%	0	100.00%	11	11
	Basic quantitative data communication	18.18%	2	27.27%	3	54.55%	6	11
	Using the Common Measures reporting template	9.09%	1	36.36%	4	54.55%	6	11
	Using Tableau data visualization tools	0.00%	0	9.09%	1	90.91%	10	11

5. Please rate how much you know now versus before about the following topics: -
Now/ After the Workshop



#	Question	Very knowledgeable		Somewhat knowledgeable		Not very knowledgeable		Total
1	Basic quantitative data collection	36.36%	4	63.64%	7	0.00%	0	11
2	Using Common Measures to collect data	72.73%	8	27.27%	3	0.00%	0	11
3	Using Qualtrics to collect data	18.18%	2	81.82%	9	0.00%	0	11
	Basic quantitative data analysis	36.36%	4	63.64%	7	0.00%	0	11
	Using MS Excel to analyze data	18.18%	2	72.73%	8	9.09%	1	11
	Using Stats iQ to analyze data	0.00%	0	72.73%	8	27.27%	3	11
	Basic quantitative data communication	27.27%	3	63.64%	7	9.09%	1	11
	Using the Common Measures reporting template	54.55%	6	45.45%	5	0.00%	0	11
	Using Tableau data visualization tools	9.09%	1	72.73%	8	18.18%	2	11

6. What aspects of the workshop did you find most useful?

I found the tableau and stats iQ most useful.

The in depth run through of Common Measures.

I think the StatsIQ was the most useful for me.

I found the basic evaluation overview - definitions, types, tips, extremely helpful.

I also got a lot out of the sections on statistical analysis and Qualtrics.

The CM 2.0 parts were also very helpful.

Updates to common measures

The deep dive into Common Measures 2.0, seeing what we can do with Qualtrics.

Learning about Tableau

Information on how to use Common Measures and Stats IQ

Networking

I also found the information on the Qualtrix platform very useful.

The refresher course on data and statistical analysis.

Different tools

I liked that we would go over the concepts of things and then do them.

How to disseminate data

Qualtrics and Tableau. I wish we had more time to dive into these programs and actually use them, but I have been learning more on my own since the workshop.

Greater understanding of Common Measures 2.0, it's origins, purpose, and application.

I also feel like it was a great overview of the full realm of data.

7. What aspects of the workshop would you change? Why and How?

I would change the pace so that you could use your learning level and work in a cohort.

I wanted the tool sections to be more hands on. Learn by doing! That's how I work.

I don't think I would go that much into Tableau. Although it is a useful tool and the presenter was excellent, I think it is hard enough to get through the basics of evaluation and analysis in one day.

Less watching on a screen, more time actually doing, manipulating - more hands on with dedicated time allowing for practice and reflection. like an open lab

I thought that the session on the Common Measures Reporting (the one right before the Tableau session) was not as beneficial. I could have just used the handout along with a more brief discussion instead of going through it step by step. I was more interested in Tableau and would love to use it, but I really have no idea how to actually use it after the session.

Make it a 2-day workshop with same information, but with time to use products after each session so we would know what we need more information on. Then we could use the "office hours" time to get more information/clarification on how to use the tools

Maybe more time to delve deeper. I wish more of my PA 4-H colleagues were present so that we could have worked on state implementation during the training.

Less superficial-more details, different levels of training-more help for those who do not have experience using the software with direct support; opportunity to choose which session we wanted and an opportunity to dive deeper into it, work together in State teams with survey data and run analyses with someone who knows how to use the software, create an actual survey with Common Measures.

I would make it a two-day workshop and ask each person to bring some data from each of their respective state with them. Once we learned a new topic, I would then have everyone complete a survey or put data in the excel form. This way everyone is learning by doing, it's also not something someone talks about and then we forget how to do when we get home because we have actually completed the task.

More hands on- opportunity to use the tools

I did not find the Common Measures Reporting template details useful - they were basic word editing skills that most anyone knows - I would have rather spent the time learning more about Tableau.

Maybe have us try to do some simple activities in the different platforms that were highlighted.

8. What concerns do you have about collecting, analyzing, or communicating 4-H evaluation data in your state?

My concern is about duplication of data collection and about over surveying participants.

Many of these tools need to be practiced more than my position will allow for but that is more an issue of our program not having an evaluation specialist then the training itself.

For me, analyzing the data is my biggest concern. Figuring out which test is appropriate and how best to share the results in narrative form.

We are a rural state and do not have the "big numbers" necessary for powerful quantitative analyses. Also, we cannot use the National 4-H Online site because it does not meet our accessibility standards for our university. This would be a great resource, if they would just increase the accessibility.

The availability of staff resources to design and manage online survey data collection tools and analysis.

Need training for employees, creation of sample surveys for people to use, someone to analyze data for the State, make it usable for everyone, paying for software use

Just making sure that we ask the right questions to get the answer that we are looking for

Having the time to correlate the data and put together for presenting

My biggest concern right now is having the staff capacity to launch an evaluation on a state level.

9. What additional assistance do you need to collect, analyze, or communicate 4-H evaluation data in your state?

I would LOVE to see you offer this workshop annually for new Extension hires at the regional level. I realize this was possible due to the CM 2.0 funding. I think states would be willing to provide travel dollars for a workshop of this quality (with one caveat- there should be at least a 1/2 day of learning on the following day for lodging justification purposes). Perhaps virtual options could be explored too. Like weekly 1-hour sessions for a month or something. You guys did such a great job designing and facilitating the workshop, I think replicating it regularly would help our region develop capacity in the area of the evaluation - which is very much lacking due the limited number of evaluation specialists within our LGUs. It would also be a significant Extension teaching opportunity.

It would be great to have an online portal like 4-H Online where we could do something similar to the study you described at the workshop, but since we can't use 4-H Online because of accessibility issues, we would need to build our own. We would also need to make sure that everyone had access to the internet which is sometimes challenging in rural areas.

Indicator survey questions that are useful.

Training: hands-on, not just listening to a presentation

None that I know of at this time

On-line refresher, maybe a webex?

I think having templates and examples to follow from other states would be very useful

It would be great to have a 4-H evaluation/data 101 fact sheet - like a one-page infographic that we could use to share the first level of data work with colleagues.

10. This workshop left me wanting to know more about:

This workshop left me wanting to know more about:

Tableau

Data visualization

StatsIQ- I am already playing around with it. Qualtrics- I love Qualtrics and use it daily but I still have a lot to learn.

Tableau, quantitative analysis with small sample sizes, and mixed methods evaluation.

Using Tableau to share all the good work we are doing

StatsIQ

How to really use the software

How to get Stats IQ in our qualtrics system

In stat

I wanted to spend more time working with Qualtrics and Tableau - it would have been great to have sample data sets (or better yet - come with our own datasets or survey questions) and walk through creating a simple survey, analyzing it in Qualtrics with Stats IQ and/or excel, then bringing it into Tableau - all with the same data - to really have time to practice the actual application of it all would have been awesome. The workshop was more of an intro to each of these things and then now I am playing with them on my own to learn the details

Understanding Qualtrics reports.

5. How will you use what you learned in the workshop?

We have a Zoom series and office hours built out from our training in order to share the resources more broadly.

When creating programs, I have a framework with Common Measures to both evaluate my program but also ensure that the program is helping to achieve our common measure goals.

I have already used StatsIQ to analyse program data!!!

Increased use of common measures

I will be using the common measures as well as qualtrics to collect data. I would also like to explore Tableau more!

To plan evaluations and share results

The PA 4-H Program will be using the information I returned with to devise a more robust statewide evaluation plan.

Qualtrics

By bettering my surveys and showing others

In reporting to funders, for reporting to my team, using to assess personal goals for my work

I will use the introduction to Qualtrics and tableau the most. It was the most practical and applied pieces of the workshop for me.

I will be integrating data collection, analysis, and communication into my professional goals for the upcoming year.

11. Is there anything else you would like to tell us?

Excellent job! This was a great training. I wish more folks from my team could have participated. Thank you!

The food was GREAT! I would love if this was an annual workshop where we kept diving deeper into various evaluation and research topics as well as reviewing or updating the topics that we went over at this workshop. It made me excited, but I feel like I need more to actually implement these things. I also would love further opportunities to network with other states and start creating large evaluation projects that involve the whole region!

Thank you for this opportunity!

Great info

I found most of this workshop to be very useful and I have been thinking about program evaluation non-stop ever since. I am most focused on how to incorporate evaluation on the county level - but I feel like we need to figure that out first in order to launch a successful statewide evaluation.