


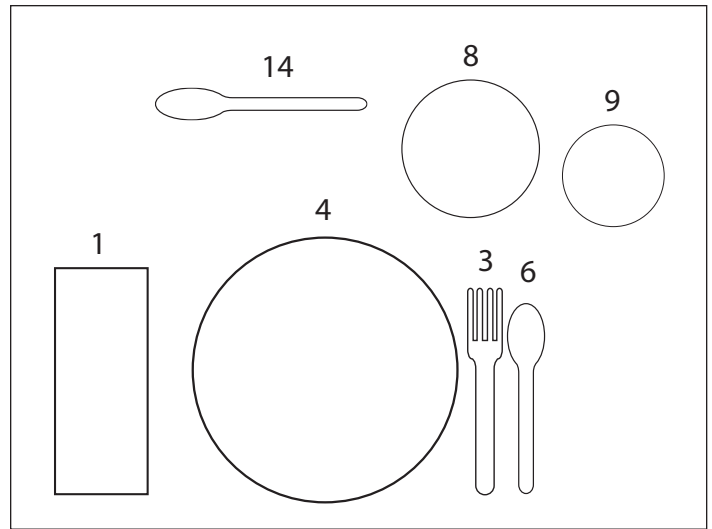
## TABLE SETTING EXAMPLES

### 1. Informal



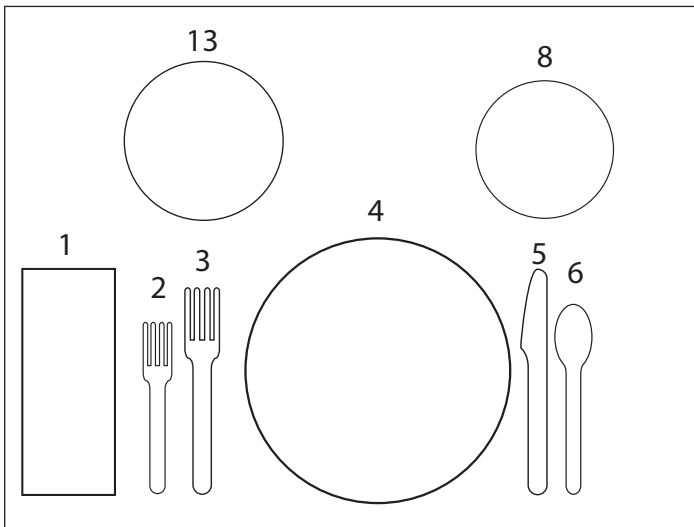
Napkins, utensils, and plate are lined up evenly about 1 inch from edge of table. Water glass is above the tip of the knife.

### 3. Informal



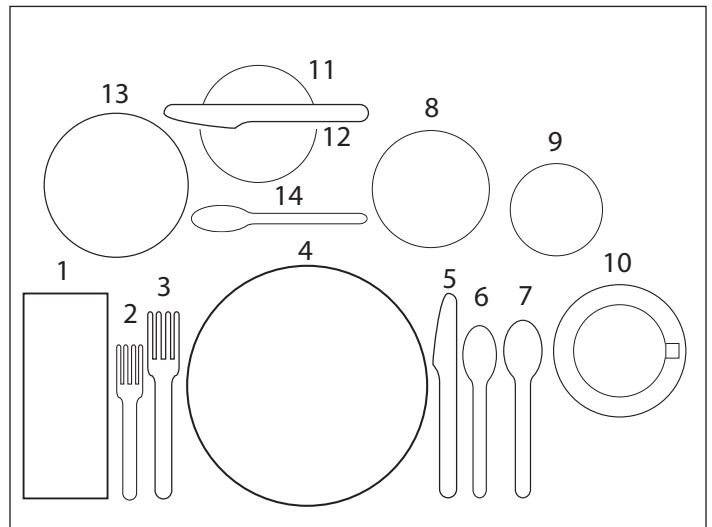
When no knife is needed, the fork may be placed to the right of the plate.

### 2. Informal



A salad plate is placed above the fork and a salad fork to the left of the dinner fork.

### 4. Formal



With limited table space, the bread and butter plate and the salad plate can be placed above the napkin and forks. A soup spoon and a beverage glass are also added.

### Key to diagrams:

- |                |                              |                          |
|----------------|------------------------------|--------------------------|
| 1. Napkin      | 5. Knife                     | 10. Cup & saucer/mug     |
| 2. Salad fork  | 6. Spoon                     | 11. Bread & butter plate |
| 3. Dinner fork | 7. Soup spoon                | 12. Butter spreader      |
| 4. Plate       | 8. Water glass               | 13. Salad plate          |
|                | 9. Additional beverage glass | 14. Iced tea spoon       |