

UConn

COLLEGE OF AGRICULTURE,
HEALTH AND NATURAL
RESOURCES

EXTENSION



4-H HORSE ACTIVITIES


4-H Horse fun while Social Distancing Vol. 1

SPRING 2020

We thought we would put together a booklet of home activities that you can do just for fun! We have not provided answers so feel free to try them, then research the answers!

Emily McCabe Alger, 4-H Program Coordinator
Dr. Jenifer Nadeau, Equine Extension Specialist

6: TYPES OF HORSES



HEAVY

LIGHT

PONY

There are lots of "breeds" of horses but only 3 kinds: The heavy, the light, and the pony – from which all the breeds are derived.


T	R	N	O	H	G	A	J	F	U	D	X	N	S	V
O	H	P	M	P	G	R	C	T	F	N	V	R	C	Z
I	Y	O	X	W	Y	J	D	Z	P	A	I	N	G	D
T	Z	Y	R	F	H	C	J	E	V	L	B	I	N	B
D	N	Q	W	O	P	M	R	D	F	T	A	B	F	X
K	N	V	O	E	U	C	B	N	Q	E	V	V	P	N
Z	E	A	L	S	H	G	K	W	M	H	L	W	V	V
A	W	R	L	E	E	X	H	Q	O	S	O	C	P	F
B	S	E	R	H	L	S	N	B	O	K	E	L	O	E
H	M	O	L	H	G	A	Q	K	R	Y	N	Y	G	U
L	N	G	L	S	I	I	D	Q	E	E	L	D	B	P
N	Z	F	B	B	H	S	H	I	R	E	D	E	U	Q
B	J	G	A	A	Q	J	E	R	Q	W	Q	S	T	P
V	J	R	D	U	L	D	A	S	Y	A	M	D	K	D
E	A	F	Q	K	X	X	N	D	P	K	L	A	D	L
P	A	J	Z	B	K	D	F	J	A	B	N	L	K	E
W	K	B	K	Z	C	B	M	R	K	D	H	E	F	C
L	M	L	F	E	Q	M	U	J	M	X	X	F	Q	U
U	I	F	I	H	L	A	S	O	O	L	A	P	P	A
E	S	P	H	L	Y	G	R	N	E	F	Z	K	J	K

Here are the names of 3 breeds from each type that you can find in the puzzle.

HEAVY: SHIRE, CLYDESDALE, PERCHERON

LIGHT: ARABIAN, THOROUGHBRED, APPALOOSA

PONY: WELSH, HIGHLAND, SHETLAND



Word Bank

Faint Star

Snip

Interrupted Stripe

Stripe

Stripe & Snip

Irregular Star

Blaze

Star

Irregular Blaze

Star and Strip

Lip Marking

Bald Face

Name the movie each equine is found in



I




Horse Related Logos

Match the company name to each logo using the company names listed below.

Ferrari
Kentucky Horse Park
Dallas Mavericks

Ralph Lauren
Mobil Gasoline
Tri Star Pictures

Calgary Flames
Denver Broncos
Indianapolis Colts



Heavenly Horses

Write in the constellation name below the correct constellation. Here is some information to help you out:

Auriga – (oh RYE ga), the Charioteer, represents the driver's helmet rather than his vehicle or horse


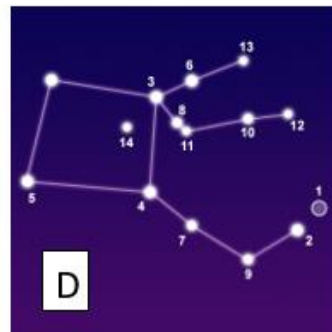
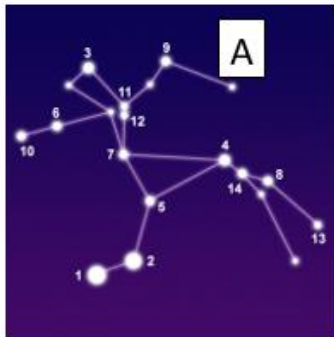
Centaurus – thought to represent Chiron, the wise centaur of Greek mythology

Equuleus (ek WOO lee us) – the child or brother of Pegasus, depending on which myth you read

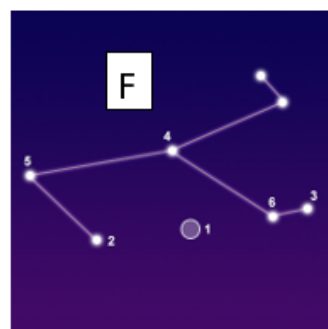
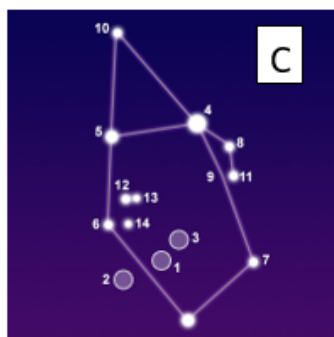
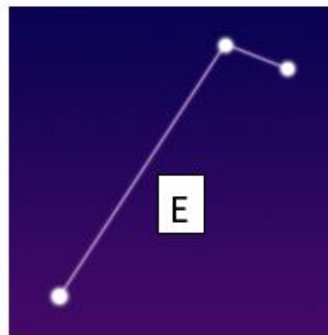
Monoceros – the Unicorn, found near Orion but hard to see because its stars are dim

Pegasus – the wonderful winged horse who helped the hero Bellerophon in his battles

Sagittarius – the Archer, another centaur and, of course, a member of the zodiac



I



Equine Stall of Fame

Match up the famous horse or pony with their human, television character or celestial companions?

A. Wild Bill Hickock

G. Velvet Brown

M. Roy Rogers

B. John Wayne

H. The Lone Ranger

C. Gumby

I. Dale Evans

D. Zorro

J. Tonto

E. Annie Oakley

K. Perseus

F. Paul Revere

L. Wilbur Post

1. Silver _____

2. Brown Beauty _____

3. Mr. Ed _____

4. The Pie _____

5. Duke _____

6. Trigger _____

7. Buckshot _____

8. Poky _____

9. Target _____

10. Pegasus _____

11. Phantom _____

12. Buttermilk _____

13. Scout _____

Calculating Your Carbon Hoofprint

The term “carbon footprint” refers to the amount of carbon a person’s day-to-day activities release into the atmosphere. All animals and people release some carbon dioxide just by breathing, pooping, dying, and decaying. But we humans have vastly multiplied the effects we, and our animals, have. Horses create a large carbon hoofprint when we transport them for competition or clinics. The next largest impact would be production and transportation of feed and bedding. Other impacts include barn lighting and water heating.

Here’s how to calculate your show season hoofprint.

1. You have a vehicle that gets 15 miles per gallon. The miles to the event are 80 miles.

Now divide the miles by the miles per gallon.

2. Your truck uses diesel, multiply that number by 22.38.

That’s how many pounds of carbon dioxide each gallon of diesel puts into the atmosphere.

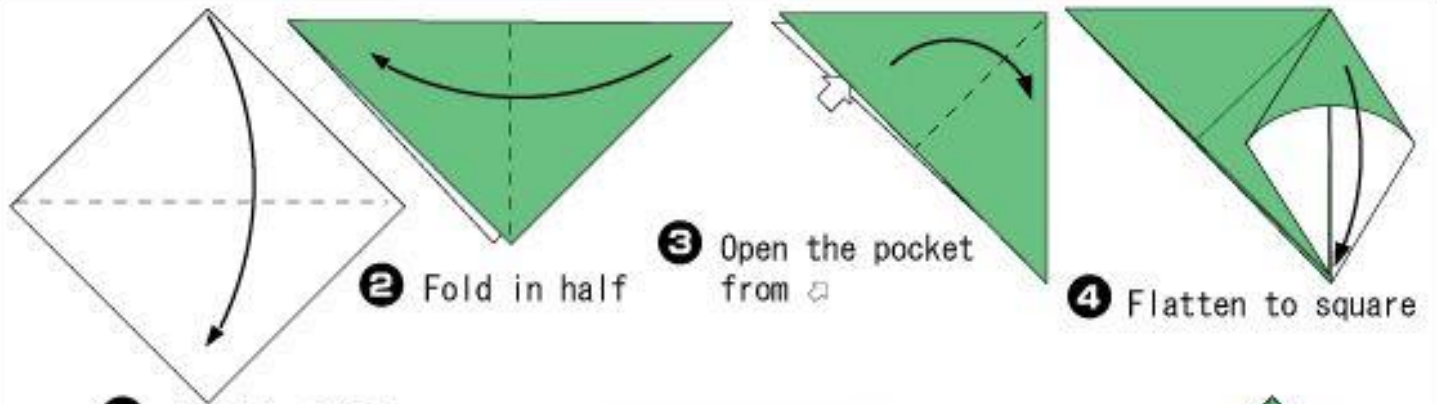
3. You have to be driven to visit your horse or where you ride, which is 10 miles each way. You go six days of the week. You are driven there in a car that gets 20 miles per gallon.

Multiply the miles x the trips

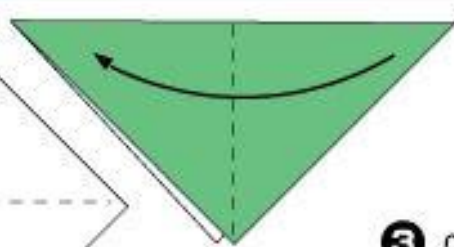
Take this number and divide by miles per gallon giving you the gallons of gas that are spent.

Multiply these gallons by 20 lbs. carbon dioxide/gallon to get lbs. of carbon dioxide per week.

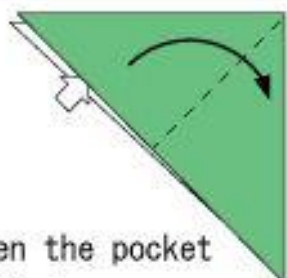
Multiply by 48 weeks per year that you keep this schedule.



1 Fold in half



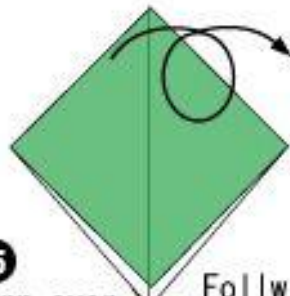
2 Fold in half



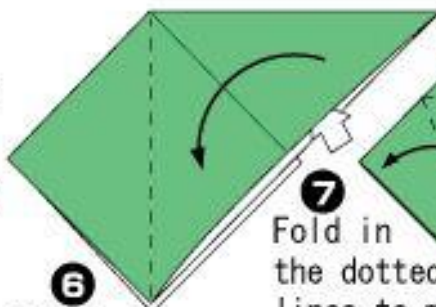
3 Open the pocket from □



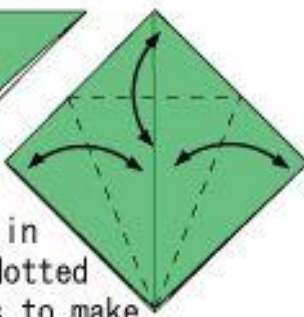
4 Flatten to square



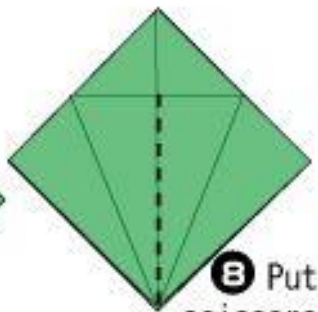
5 Turn over



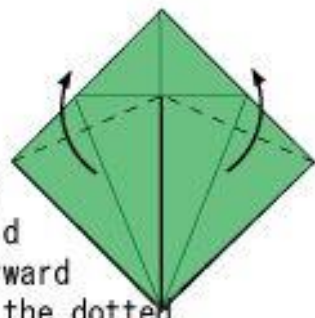
6 Follow the same step as 3 & 4



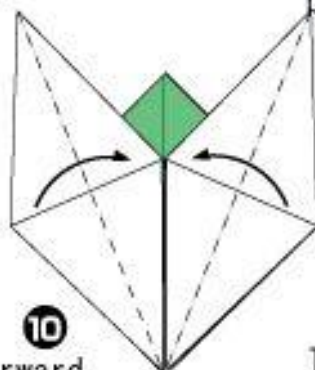
7 Fold in the dotted lines to make crease and fold back. The other side, too.



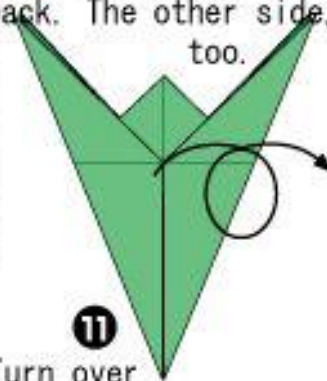
8 Put scissors to the dotted line



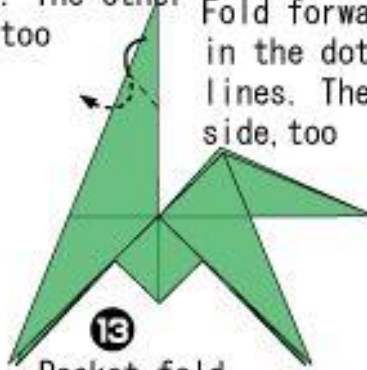
9 Fold forward in the dotted lines. The other side, too



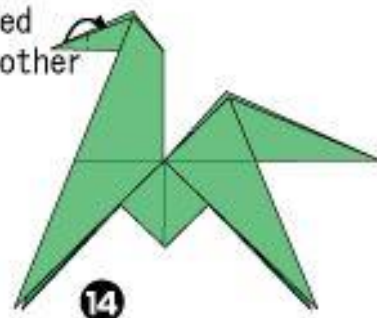
11 Turn over



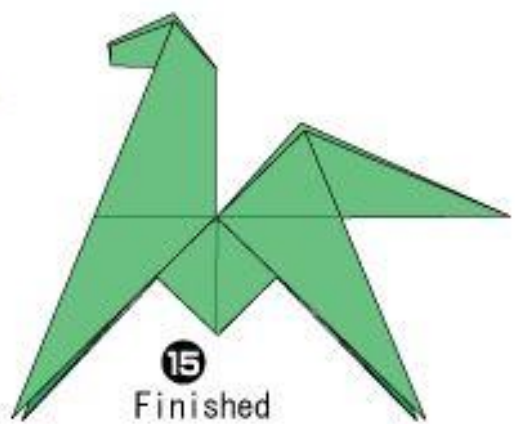
12 Pocket fold in the dotted line



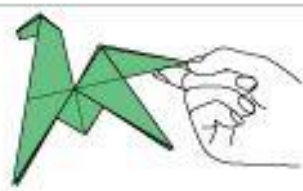
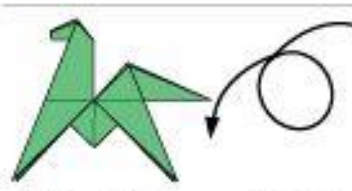
13 Pocket fold



14 Pocket fold



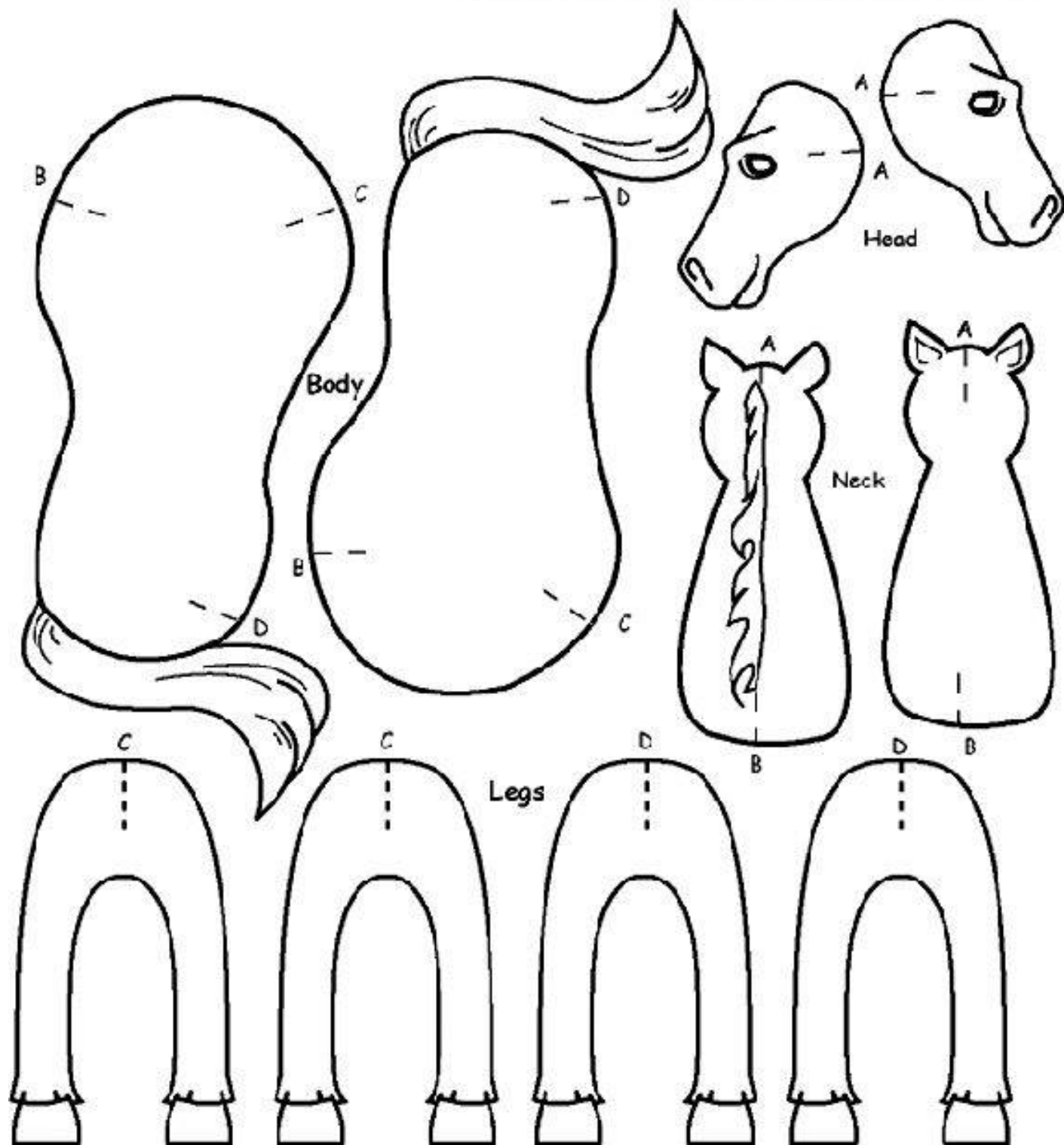
15 Finished



STAND-UP Horse

Directions:

1. Print out this page and color with Crayola crayons or markers. Glue page to a thin piece of cardboard, such as a recycled cereal box or manila folder.
2. After the glue dries, cut out the cardboard shapes, remember where the letters are. Glue the matching shapes together, back to back.
3. Cut a slit on each dotted line. Fit the pieces together by matching the letters and sliding the slots into each other.





We grabbed this off the internet and it looked fun! It's a little like reverse tie dye!

<https://www.heywandererblog.com/2012/10/the-diy-spray-bleach-shirt.html>

Find a brightly colored, or dark shirt. Find your favorite horse silhouette and cut that out. I imagine if it's out of card stock it will hold up better...

You will need a barrier between the shirt layers (like a kitchen garbage bag) so the bleach doesn't soak through to the back

With a small spray bottle spray the area around your stencil. It's important you don't move your stencil, so take time to get your area set up perfectly. Spray your shirt with the bleach and wait. If you want it lighter you may have to spray it multiple times. When it's the color you want, just rise it out thoroughly with cold water. Hang to dry.

This would be a great club shirt idea, each person could make one and bring it to the next face-to-face meeting to share.

Even more ideas at <https://www.coolcrafts.com/diy-horse-craft-ideas/>

Other Fun Horse Crafts



Trojan Horse Paper Craft

contributed by [Leanne Guenther](#)

This is a simple three dimensional craft that can be done "just for fun" or an Ancient Greece theme.

During the Trojan war, the Greek army built a giant wooden horse and left it at the gates to Troy. The Trojans wheeled the horse inside, thinking it was a symbol of victory. But Greek soldiers hid inside the horse and leapt out to attack the Trojans during the night -- ending the 10 year siege of Troy.

<https://www.dltk-kids.com/world/greece/m-trojan.htm>

go to link above for full instructions and templates 😊

